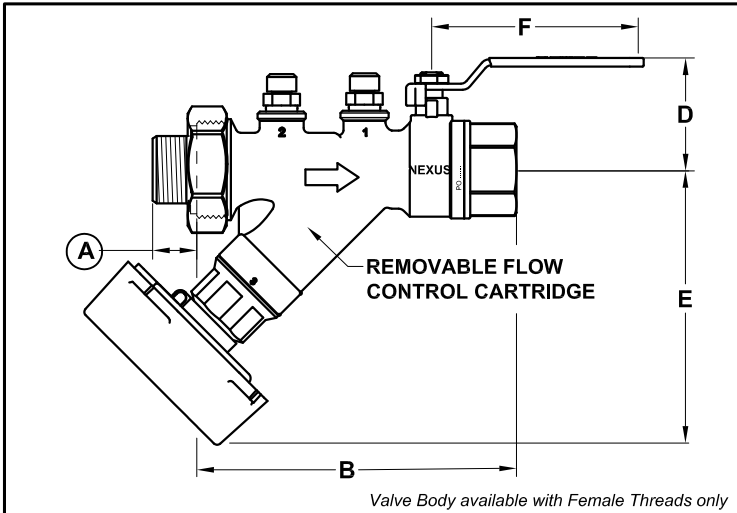




UltraMB™ Model MB Manual Flow Control Valve (DN 15 thru DN 50)



FLOW RATE RECOMMENDATION GUIDE			
SIZE [DN]	IDEAL FLOW RANGES [Liters/Sec]		Handwheel Turns
	Min.	Max.	Max.
15, 20 LO, 25 LO	0.0158	0.5047	10
20 STD, 25 STD, 32 LO	0.0284	1.1356	10
32 STD, 40	0.0631	2.5236	10
50	0.0946	5.9936	10

MATERIALS & DESIGN DATA	
BODYHOT FORGED BRASS ASTM B283 (CAST BRASS: DN 40 STD, DN 50), 41.4 BAR, 163°C, INTERCHANGEABLE UNION ENDS
END PIECESHOT FORGED BRASS ASTM B283
HANDLE & NUTZINC PLATED / PVC COATED
BALLHARD CHROME PLATED BRASS / STAINLESS STEEL (optional)
BALL SEALSTEFLON
SHAFTBRASS / STAINLESS STEEL (optional), BLOWOUT-PROOF
SHAFT SEALSDUAL FKM O-RINGS
UNION SEALFKM O-RING
CAP SEALFKM O-RING
BALANCING GLOBEBRASS
HANDLENYLON, GLASS-FILLED
ACCURACY5%

DIMENSIONS [mm]								
SIZE [DN]	LO	STD	A	B	D	E	F	WT [Kg] (Tail Pieces & Nuts not Included)
				(EN10226 Threads)				
15		✓		98.1	43.2	81.3	48.3	0.70
20	✓			98.9	43.2	81.3	48.3	0.72
20		✓		126.3	45.7	99.1	78.7	1.24
25	✓			106.6	43.2	81.3	48.3	0.70
25		✓		130.3	45.7	99.1	78.7	1.24
32	✓			136.5	45.7	99.1	78.7	1.24
32		✓		163.3	63.5	129.5	109.2	2.41
40		✓		165.2	63.5	129.5	109.2	2.41
50		✓		236.1	86.4	154.9	139.7	5.09






TAIL PIECE OPTION	Nexus P/N	Lengths [mm]	Use with Valve Body size	
 MNPT (Male EN Thread)	TP075-15MR	24.9	15, 20 LO, 25 LO	
	TP125-15MR	25.4	20 STD, 25 STD, 32 LO	
	TP125-20MR	26.6		
	TP125-25MR	29.9		
	 FNPT (Female EN Thread)	TP200-20MR	25.6	32 STD, 40
		TP200-25MR	32.5	
TP200-32MR		48.4		
TP200-40MR		48.4		
		TP250-40MR	50.4	50
		TP250-50MR	54.7	
		TP125-15FRP	25.3	20 STD, 25 STD, 32 LO
		TP125-20FRP	25.3	
TP125-25FRP		30.4		
	TP200-25FRP	41.0	32 STD, 40	
	TP200-32FRP	40.0		
	TP200-40FRP	30.0		
		TP250-32FRP	45.0	50
		TP250-40FRP	50.0	
TP250-50FRP		40.0		

ORDER DATA

Sample Part #: **MB-20-F-20M-N**

M	B	-	2	0	-	F	-	2	0	M	-	N						
---	---	---	---	---	---	---	---	---	---	---	---	---	--	--	--	--	--	--

Model
 Valve Trim
 UltraMB Size
 Fixed End
 Union End
 Accessory Cap Option
 N = NO Optional 3rd Port
 Option Order Codes (Accessories)

ACCESSORIES	
Order Code	Part No. Description
 <input type="checkbox"/> C CV-1, CV-2. CHECK VALVE CV-1 for DN 15, DN 20 LO, DN 25 LO CV-2 for DN 20 STD, DN 25 STD, DN 32 LO Center Guided, Non-Slam Check
 <input type="checkbox"/> E ES-1, ES-2, ES-3. EXTENDED HANDLE Stationary housing for full-helght vapor barrier ES-MB. EXTENSION 76.2 mm O.A.L.
 <input type="checkbox"/> H HT. HANGING TAG with Model No., Location, Flow Rate (Maximum 7 Characters)
 <input type="checkbox"/> L SL. SHORT LEVER HANDLE
 <input type="checkbox"/> X PTE. PRES / TEMP TEST PLUG EXTENSION 39.7 mm O.A.L.

PROJECT _____

CONTRACTOR _____

PO/JOB NO. _____

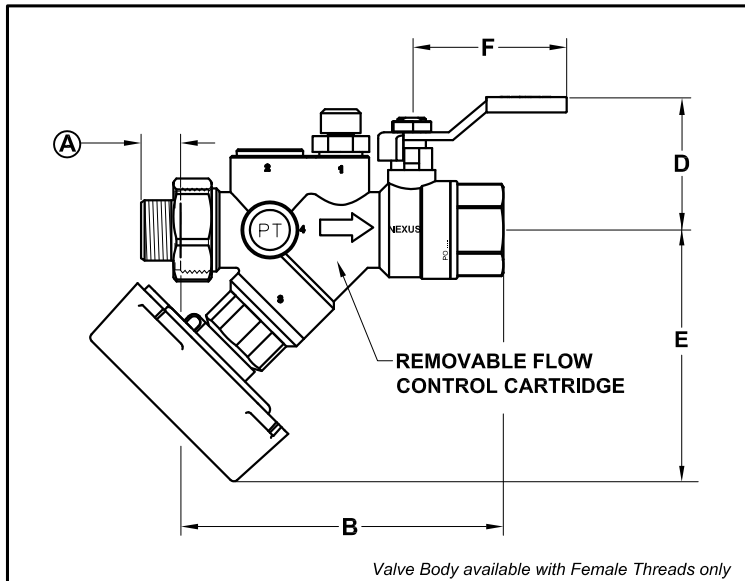
ENGINEER _____

REPRESENTATIVE _____

DATE _____

Please consult the "Ordering Guide" section in Nexus Valve Catalog for complete part number and ordering information.

UltraMB™ Model MB Manual Flow Control Valve w/ Accessory Port (DN 15 thru DN 40)



FLOW RATE RECOMMENDATION GUIDE			
SIZE [DN]	IDEAL FLOW RANGES [Liters/Sec]		Handwheel Turns
	Min.	Max.	Max.
15, 20 LO, 25 LO	0.0158	0.5047	10
20 STD, 25 STD, 32 LO	0.0284	1.1356	10
32 STD, 40	0.0631	2.5236	10

MATERIALS & DESIGN DATA	
BODYHOT FORGED BRASS ASTM B283 (CAST BRASS: DN 40 STD), 41.4 BAR, 163°C, INTERCHANGEABLE UNION ENDS
END PIECESHOT FORGED BRASS ASTM B283
HANDLE & NUTZINC PLATED / PVC COATED
BALLHARD CHROME PLATED BRASS / STAINLESS STEEL (optional)
BALL SEALSTEFLON
SHAFTBRASS / STAINLESS STEEL (optional), BLOWOUT-PROOF
SHAFT SEALSDUAL FKM O-RINGS
UNION SEALFKM O-RING
CAP SEALFKM O-RING
BALANCING GLOBEBRASS
HANDLENYLON, GLASS-FILLED
ACCURACY5%

DIMENSIONS [mm]								
SIZE [DN]	LO	STD	A	B	D	E	F	WT [Kg] (Tail Pieces & Nuts not included)
				(EN10226 Threads)				
15		✓		98.1	43.2	81.3	48.3	0.64
20	✓			98.9	43.2	81.3	48.3	064
20		✓		126.3	45.7	99.1	78.7	1.20
25	✓			106.6	43.2	81.3	48.3	0.64
25		✓		130.3	45.7	99.1	78.7	1.20
32	✓			136.5	45.7	99.1	78.7	1.20
32		✓		169.8	63.5	129.5	109.2	2.68
40		✓		171.7	63.5	129.5	109.2	2.77

TAIL PIECE OPTION	Nexus P/N	Lengths [mm]	Use with Valve Body size	
MNPT (Male EN Thread)	TP075-15MR	24.9	15, 20 LO, 25 LO	
	TP125-15MR	25.4	20 STD, 25 STD, 32 LO	
	TP125-20MR	26.6		
	TP125-25MR	29.9		
	FNPT (Female EN Thread)	TP200-20MR	25.6	32 STD, 40
		TP200-25MR	32.5	
TP200-32MR		48.4		
TP200-40MR		48.4	20 STD, 25 STD, 32 LO	
		TP125-15FRP		25.3
		TP125-20FRP		25.3
TP125-25FRP	30.4	32 STD, 40		
TP200-25FRP	41.0			
TP200-32FRP	40.0			
TP200-40FRP	30.0			

ORDER DATA

Sample Part #: **MB-20-F-20M-V**

M	B	-	2	0	-	F	-	2	0	M	-	V						
---	---	---	---	---	---	---	---	---	---	---	---	---	--	--	--	--	--	--

Model
Valve Trim
UltraMB Size
Fixed End
Union End
Accessory Cap Option
Optional 3rd Port Accessory
Option Order Codes (Accessories)

ACCESSORIES	
Order Code	Part No. Description
<input type="checkbox"/>	C CV-1, CV-2. CHECK VALVE CV-1 for DN 15, DN 20 LO, DN 25 LO CV-2 for DN 20 STD, DN 25 STD, DN 32 LO Center Guided, Non-Slam Check
<input type="checkbox"/>	E ES-1, ES-2, ES-3. EXTENDED HANDLE Stationary housing for full-height vapor barrier ES-MB. EXTENSION 76.2 mm O.A.L.
<input type="checkbox"/>	H HT. HANGING TAG with Model No., Location, Flow Rate (Maximum 7 Characters)
<input type="checkbox"/>	L SL. SHORT LEVER HANDLE
<input type="checkbox"/>	V MV-025. MANUAL AIR VENT 163°C, 27.6 BAR, 1/2" MNPT, Side Discharge Note: Not available for DN 32 STD, DN 40.
<input type="checkbox"/>	X MV-025L. MANUAL AIR VENT EXTENDED 163°C, 27.6 BAR, 1/2" MNPT, Side Discharge, 63.5 mm O.A.L. Note: Not available for DN 32 STD, DN 40.
<input type="checkbox"/> PTE. PRES / TEMP TEST PLUG EXTENSION 39.7 mm O.A.L.

PROJECT _____

CONTRACTOR _____

PO/JOB NO. _____

ENGINEER _____

REPRESENTATIVE _____

DATE _____

Please consult the "Ordering Guide" section in Nexus Valve Catalog for complete part number and ordering information.