



UltraY™ Model UY

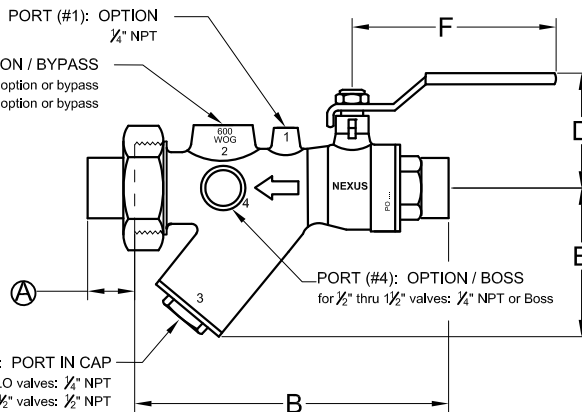
Y-Strainer w/ Bypass Port

(½" thru 1½")

Valve Body available in FNPT, Sweat, NexPress or NexLok

DIMENSIONS [inches]												
SIZE [inches]	LO	STD	B				D	E	F	FILTER AREA [sq. in.]	Cv	WT [lbs] (Tall Pieces & Nuts not Included)
			F (NPT)	S (Sweat)	P (NexPress)	L (NexLok)						
½		✓	3.9	4.1	4.5	4.2	1.7	1.6	1.9	2.7	5.5	1.1
¾	✓		3.9	4.2	4.6	4.4	1.7	1.6	1.9	2.7	5.5	1.1
¾		✓	4.9	5.2	5.6	5.4	1.8	2.4	3.1	7.4	9.0	2.1
1	✓		4.3	4.4	4.6	4.9	1.7	1.6	1.9	2.7	5.5	1.1
1		✓	5.1	5.3	5.6	5.9	1.8	2.4	3.1	7.4	9.0	2.1
1¼	✓		5.4	5.3	7.6	8.0	1.8	2.4	3.1	7.4	9.0	2.1
1¼		✓	6.6	6.8	8.9	9.0	2.5	3.5	4.3	16.7	28.0	4.1
1½		✓	6.6	7.0	11.7	9.2	2.5	3.5	4.3	16.7	28.0	4.2

Cv - based on new clean filter element



MATERIALS & DESIGN DATA

- BODYDZR BRASS (dezincification resistant), 600 WOG, 325°F
- FIXED ENDDZR BRASS (dezincification resistant), NexPress: 200 PSIG, 250°F / NexLok: 250 PSIG, 200°F / NexLok LD: 200 PSIG, 200°F
- HANDLE & NUTZINC PLATED
- BALLHARD CHROME PLATED BRASS / STAINLESS STEEL (optional)
- BALL SEALSTEFLON
- SHAFTBRASS / STAINLESS STEEL (optional)
- SHAFT SEALSDUAL FKM O-RINGS
- UNION SEALFKM O-RING
- CAP SEALFKM O-RING
- FILTER SCREEN304 STAINLESS STEEL, REMOVABLE, 20 MESH / 40 MESH (optional)

TAIL PIECE OPTION	Nexus P/N	Lengths [inches]	Use with Valve Body size	
<p>MNPT (Male NPT Thread)</p>	TP075-050M	1.00	½, ¾ LO, 1 LO	
	TP125-050M	1.04	¾ STD, 1 STD, 1¼ LO	
	TP125-075M	1.16		
	TP125-100M	1.29		
	<p>FNPT (Female NPT Thread)</p>	TP200-050M	1.04	1¼ STD, 1½
		TP200-075M	1.16	
TP200-100M		1.39		
<p>SWT (Female Sweat)</p>		TP200-125M	1.85	¾ STD, 1 STD, 1¼ LO
		TP200-150M	1.89	
		TP125-050F	1.00	
	<p>NexPress</p>	TP125-075F	1.00	¾ STD, 1 STD, 1¼ LO
		TP125-100F	1.20	
		TP200-100F	1.61	
<p>NexLok</p>		TP200-125F	1.57	1¼ STD, 1½
		TP200-150F	1.16	
		TP075-038S	0.58	
	TP075-050S	0.59		
	TP125-050S	0.60		
	<p>NexPress</p>	TP125-075S	0.85	¾ STD, 1 STD, 1¼ LO
TP125-100S		1.00		
TP200-075S		1.85		
<p>NexLok</p>		TP200-100S	1.85	1¼ STD, 1½
		TP200-125S	1.85	
		TP200-150S	1.38	
	<p>NexPress</p>	TP125-050P	1.46	¾ STD, 1 STD, 1¼ LO
		TP125-075P	1.54	
		TPA125-100P	3.85	
<p>NexLok</p>		TP200-100P	1.58	1¼ STD, 1½
		TPA200-125P	3.70	
		TPA200-150P	3.63	
	<p>NexPress</p>	TP125-050L	1.03	¾ STD, 1 STD, 1¼ LO
		TP125-075L	1.29	
		TP200-100L	1.66	
<p>NexLok</p>		TPA200-125L	4.25	1¼ STD, 1½
		TPA200-150L	4.05	
		TPA200-150L	4.05	

ACCESSORIES

Order Code	Part No.	Description
<input type="checkbox"/> A	AV-025	AUTOMATIC AIR VENT 245°F, 145 PSIG, positive shut-off, ¼" MNPT (Not available for: ½", ¾" LO, 1" LO)
<input type="checkbox"/> B	BD-025 / BD-050	BLOWDOWN / VENT / DRAIN 325°F, 600 PSIG, ¾" hose bib & cap
<input type="checkbox"/> E	ES-1, ES-2	EXTENDED HANDLE Stationary housing for full-height vapor barrier
<input type="checkbox"/> L	SL	SHORT LEVER HANDLE
<input type="checkbox"/> P	PT-025	PRES / TEMP TEST PLUG 325°F, 1000 PSIG, ¼" NPT
<input type="checkbox"/> V	MV-025	MANUAL AIR VENT 325°F, 400 PSIG, ¼" MNPT, Side Discharge
<input type="checkbox"/> X	MV-025L	MANUAL AIR VENT EXTENDED 325°F, 400 PSIG, ¼" MNPT, Side Discharge, 2¼" O.A.L.
<input type="checkbox"/>	PTE	PRES / TEMP TEST PLUG EXTENSION 1½" O.A.L.

ORDER DATA

Sample Part #:

UY - 100 - S - 050S - GGB P

- Model
- Valve Trim
- UltraY Size
- Fixed End
- Union End
- Accessory Cap Option
- Port Accessories
- Option Order Codes (Accessories)

PROJECT _____

CONTRACTOR _____

PO/JOB NO. _____

ENGINEER _____

REPRESENTATIVE _____

DATE _____

Please consult the "Ordering Guide" section in Nexus Valve Catalog for complete part number and ordering information.



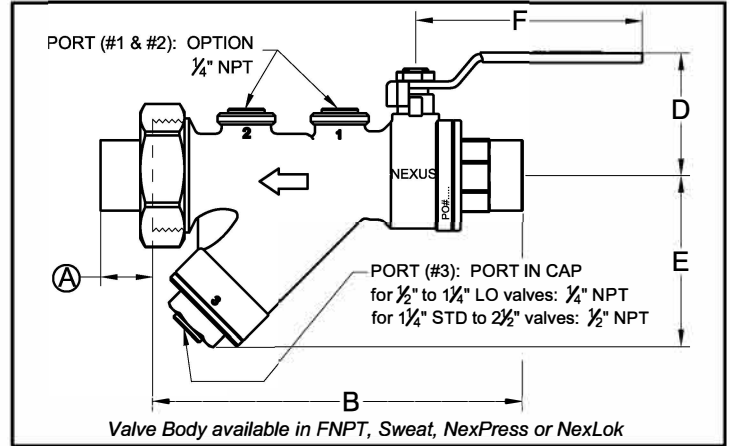
UltraY™ Model UY








Y-Strainer

(½" thru 2½")

DIMENSIONS [inches]													
SIZE [inches]	LO	STD	A	B				D	E	F	FILTER AREA [sq. in.]	Cv	WT [lbs] (Tail Pieces & Nuts not included)
				F (NPT)	S (Sweat)	P (NexPress)	L (NexLok)						
½		✓		3.9	4.1	4.5	4.2	1.7	1.6	1.9	2.7	5.5	1.1
¾	✓			3.9	4.2	4.6	4.4	1.7	1.6	1.9	2.7	5.5	1.1
¾		✓		4.9	5.2	5.6	5.4	1.8	2.4	3.1	7.4	9.0	2.1
1	✓			4.3	4.4	4.6	4.9	1.7	1.6	1.9	2.7	5.5	1.1
1		✓		5.1	5.3	5.6	5.9	1.8	2.4	3.1	7.4	9.0	2.1
1¼	✓			5.4	5.3	7.6	8.0	1.8	2.4	3.1	7.4	9.0	2.1
1¼		✓		6.3	6.5	8.6	9.3	2.5	3.5	4.3	16.7	28.0	4.1
1½		✓		6.3	6.7	11.4	9.5	2.5	3.5	4.3	16.7	28.0	4.2
2		✓		9.1	9.9	11.9	12.2	3.4	5.1	5.5	20.6	68.0	8.0
2½		✓		9.8	10.6	-	-	3.4	5.1	5.5	20.6	68.0	8.5

Cv - based on new clean filter element











TAIL PIECE OPTION	Nexus P/N	Lengths [inches]	Use with Valve Body size		
 MNPT (Male NPT Thread)	TP075-050M	1.00	½, ¾ LO, 1 LO		
	TP125-050M	1.04	¾ STD, 1 STD, 1¼ LO		
	TP125-075M	1.16			
	TP125-100M	1.29			
	TP200-050M	1.04			
	TP200-075M	1.16	1¼ STD, 1½		
	TP200-100M	1.39			
	TP200-125M	1.85			
	TP200-150M	1.89			
	 FNPT (Female NPT Thread)	TP250-100M	1.93	2, 2½	
TP250-125M		1.93			
TP250-150M		1.97			
TP250-200M		2.00			
 SWT (Female Sweat)		TP125-050F	1.00	¾ STD, 1 STD, 1¼ LO	
		TP125-075F	1.00	1¼ STD, 1½	
		TP125-100F	1.20		
		TP200-100F	1.61		
	TP200-125F	1.57	2, 2½		
	TP200-150F	1.18			
	TP250-125F	1.77			
	TP250-150F	1.97			
	TP250-200F	1.36	1½ STD, 1¾		
	TP250-250F	1.74			
 NexPress	TP250-125S	1.69	2, 2½		
	TP250-150S	1.97			
	TP250-200S	1.65			
	 NexLok	TP125-050P	1.46	¾ STD, 1 STD, 1¼ LO	
		TP125-075P	1.54		
		TPA125-100P	3.85		
TP200-100P		1.58			
 NexPress	TPA200-125P	3.70	1¼ STD, 1½		
	TPA200-150P	3.63			
	TPA250-150P	4.44			
	TPA250-200P	4.07	2, 2½		
	 NexLok	TP125-050L		1.03	¾ STD, 1 STD, 1¼ LO
		TP125-075L		1.29	
		TP200-100L		1.66	1¼ STD, 1½
		TPA200-125L	4.25		
		TPA200-150L	4.05		
		TPA250-125L	4.43	2, 2½	
TPA250-150L	4.85				
TPA250-200L	4.40				

MATERIALS & DESIGN DATA

BODYDZR BRASS (dezincification resistant), (CAST DZR BRASS: 2", 2½"), 600 WOG, 325°F
FIXED ENDDZR BRASS (dezincification resistant), NexPress: 200 PSIG, 250°F / NexLok: 250 PSIG, 200°F / NexLok LD: 200 PSIG, 200°F
HANDLE & NUTZINC PLATED
BALLHARD CHROME PLATED BRASS / STAINLESS STEEL (optional)
BALL SEALSTEFLON
SHAFTBRASS / STAINLESS STEEL (optional), BLOWOUT-PROOF
SHAFT SEALSDUAL FKM O-RINGS
UNION SEALFKM O-RING
CAP SEALFKM O-RING
FILTER SCREEN304 STAINLESS STEEL, REMOVABLE, 20 MESH / 40 MESH (optional)

ACCESSORIES

	Order Code	Part No.	Description
	<input type="checkbox"/> A	AV-025	AUTOMATIC AIR VENT 245°F, 145 PSIG, positive shut-off, ¼" MNPT (Not available for: ½", ¾" LO, 1" LO)
	<input type="checkbox"/> B	BD-025 / BD-050	BLOWDOWN / VENT / DRAIN 325°F, 600 PSIG, ¾" hose bib & cap
	<input type="checkbox"/> E	ES-1, ES-2, ES-3	EXTENDED HANDLE Stationary housing for full-height vapor barrier
	<input type="checkbox"/> L	SL	SHORT LEVER HANDLE
	<input type="checkbox"/> P	PT-025	PRES / TEMP TEST PLUG 325°F, 1000 PSIG, ¼" NPT
	<input type="checkbox"/> V	MV-025	MANUAL AIR VENT 325°F, 400 PSIG, ¼" MNPT, Side Discharge
	<input type="checkbox"/> X	MV-025L	MANUAL AIR VENT EXTENDED 325°F, 400 PSIG, ¼" MNPT, Side Discharge, 2¼" O.A.L.
	<input type="checkbox"/>	PTE	PRES / TEMP TEST PLUG EXTENSION 1½" O.A.L.

ORDER DATA

Sample Part #: **UY-100-S-050S-GPBN**

Model	UY	Valve Trim	1	UltraY Size	00	Fixed End	S	Union End	0	Accessory Cap Option	5	Port Accessories	S	N	G	P	B	N
-------	----	------------	---	-------------	----	-----------	---	-----------	---	----------------------	---	------------------	---	---	---	---	---	---

N = NO Port #4 (Port #2 = ¼", NO ByPass)
Option Order Codes (Accessories)

PROJECT _____

CONTRACTOR _____

PO/JOB NO. _____

ENGINEER _____

REPRESENTATIVE _____

DATE _____

Please consult the "Ordering Guide" section in Nexus Valve Catalog for complete part number and ordering information.