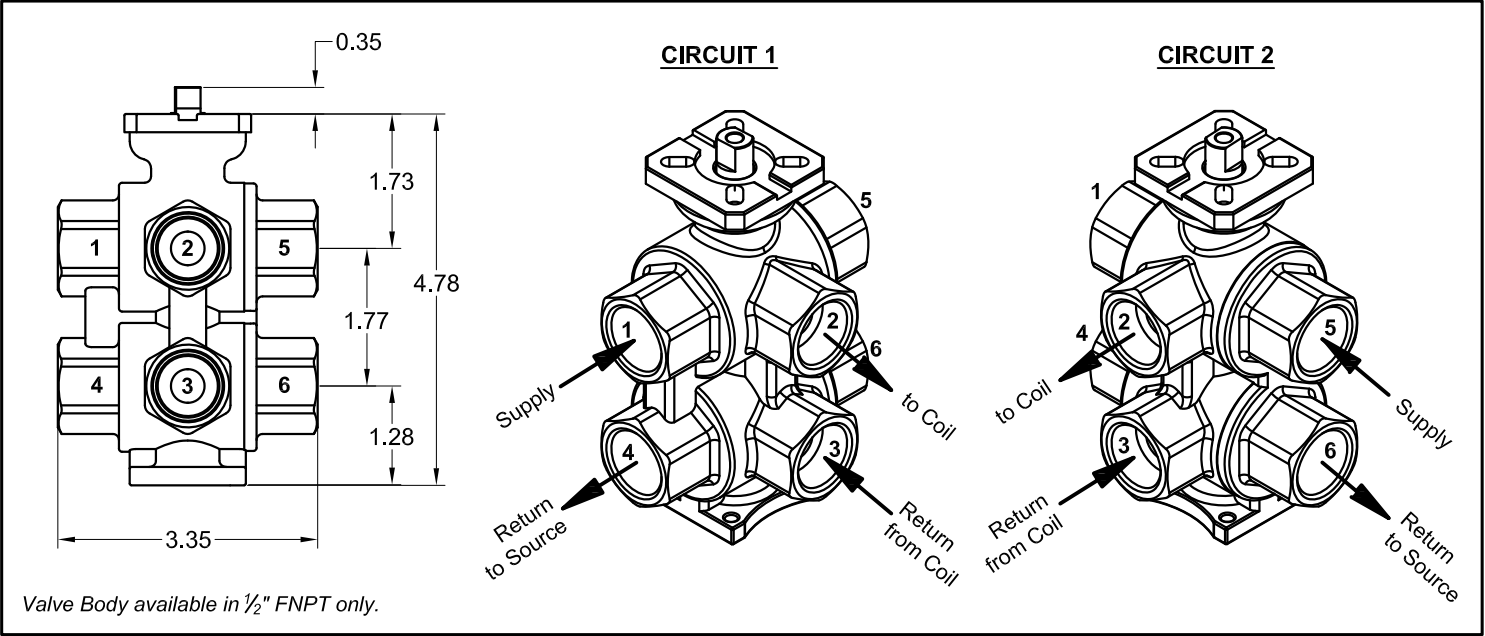


Tribus™ Model SWV

6 Way Valve

(½")





DESIGN DATA											
Cv for CIRCUIT 1 & 2			WT [lbs] (Valve Body)	ACTUATORS							
Part No.	Cv	Order Data Code		Actuator Brand	Part #	Supply Voltage	Control Voltage	Running Time	Max Ambient Temperature	Type of Protection	Max Torque
Valve only (no Insert)	2.81	X	2.865	Nexus (T1)	TCVA/MN80597.0038	24 VAC	0-10 V	35/60/120 sec	-21°F to 131°F	IP 54	5.16 ft lbs
SWV1-INS-A Rev000	0.29	A									
SWV1-INS-B Rev000	0.46	B									
SWV1-INS-C Rev000	0.73	C									
SWV1-INS-D Rev000	1.16	D									
SWV1-INS-E Rev000	1.59	E									
SWV1-INS-F Rev000	1.88	F									

MATERIALS & DESIGN DATA

BODYDZR BRASS: CW602N, 600 WOG, 325°F
BALLCHROME PLATED CW614N
BALL SEATSPTFE / EPDM (back up)
SHAFTDZR BRASS: CW602N
SHAFT SEALSO'RINGS (2X): EPDM
CV DISKS (WASHERS)STAINLESS STEEL
WASHER RETAINERSTAINLESS STEEL
SERVICE PRESSURECHILLED / HOT WATER 50% GLYCOL MAX: 240 PSI CLOSE OFF: 35 PSI COMPENSATION
FLOW CHARACTERISTICSLINEAR
LEAKAGE RATE0%
ACTUATOR MOUNT ACTIONFO3 / FO4SEQUENCE 1: 0° - 30° DEAD ZONE: 30° - 60° SEQUENCE 2: 60° - 90°

NOTE: 12 Disks (Washers) are included in the package, and may be inserted in the Ports 4 or 6 only.

ACCESSORIES

	Order Code	Part No.	Description
	<input type="checkbox"/>	H HT. HANGING TAG with Model No., Location (Maximum 7 Characters)
	<input type="checkbox"/>	M MOUNTING BRACKET w/ SCREWS
	<input type="checkbox"/>	T T0, T1. ACTUATORS T0 - No Actuator T1 - Nexus Actuator

ORDER DATA

Sample Part #:

S	W	V	-	0	5	0	F	-	A	-	B	-	H	M	T	1
---	---	---	---	---	---	---	---	---	---	---	---	---	---	---	---	---

Model _____
Size _____
Cir.1 - Code (Custom Insert) _____
Cir.2 - Code (Custom Insert) _____
Accessories _____
Actuator _____

PROJECT _____

CONTRACTOR _____

PO/JOB NO. _____

ENGINEER _____

REPRESENTATIVE _____

DATE _____