



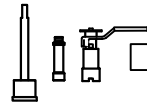



MATERIALS & DESIGN DATA

BODIES, END PIECESHOT FORGED BRASS ASTM B283 FNPT, SWT, NexPress, NexLok 600 WOG, 325°F (NexPress: 200 PSIG, 250°F / NexLok: 250 PSIG, 200°F), INTERCHANGEABLE UNION ENDS
HANDLES & NUTS (UX)ZINC PLATED / PVC COATED
BALLSHARD CHROME PLATED BRASS / STAINLESS STEEL (optional)
BALL SEALSTEFLON
SHAFTSBRASS / STAINLESS STEEL (optional) BLOWOUT-PROOF SHAFT
SHAFT SEALSDUAL FKM O-RINGS
UNION SEALSFKM O-RING
CAP SEALS (UMA)FKM O-RING
KNOB (UMA)STYRENE BLACK
FLOW CARTRIDGE304 STAINLESS STEEL MOVING PARTS IN BRASS HOUSING, PAT # 8517051
CARTRIDGE SEALEPDM
HOSE SPECS400 PSI (½" thru 1"), 248°F
HOSE COREREINFORCED EPDM
HOSE BRAIDSTAINLESS STEEL
HOSE FITTINGSBRASS OT58
HOSE GASKETEPDM

FLOW RATE SELECTIONS

SIZE [inches]	PSID (range)	GPM (± 5.0%)
½ LO, ¾ LO, 1 XLO	2 - 45	0.33, 0.5, 0.75, 1.0, 1.25, 1.5, 1.75, 2.0, 2.25, 2.5, 2.75, 3.0, 3.5, 4.0, 4.5, 5.0, 5.5, 6.0
	4 - 55	7.0, 8.0

ACCESSORIES

	Order Code	Part No.	Description
	<input type="checkbox"/>	C CV-1. CHECK VALVE Center Guided, Non-Slam Check
	<input type="checkbox"/>	H HT. HANGING TAG with Model No., Location, Flow Rate (Maximum 7 Characters)
	<input type="checkbox"/>	ES-1. ES-1. EXTENSION KITS
<input type="checkbox"/>	K	PTE. PTE. PRES / TEMP TEST PLUG EXTENSION 1 9/16" O.A.L.
<input type="checkbox"/>		UNSX-YA1. & UAPX-YA1. UNSX-YA1. & UAPX-YA1. ACTUATOR SHAFT EXTENDED
	<input type="checkbox"/>	M HNA. HOSE ADAPTER. Straight and MNPT pipe threads
	<input type="checkbox"/>	S HSA. HOSE ADAPTER. Straight pipe threads and Sweat end
	<input type="checkbox"/>	P HPA. HOSE ADAPTER. Straight pipe threads and NexPress end

ORDER DATA

Sample Part #:

A	X	A	-	0	5	0	L	F	C	0	0	2	5	H	M	0
---	---	---	---	---	---	---	---	---	---	---	---	---	---	---	---	---

Model _____
 Valve Trim _____
 Coil Pak Size _____
 Branch Line _____
 Connection to Coil _____
 Flow Rate (GPM) _____
 Cv Selection _____
 Hose Adapters (Con. Type & Red. Code) _____
 Accessory Cap Option _____
 Option Order Codes (Accessories) _____
 Actuator Option (3-digit code for Actuator, BNA=bracket only, blank=valve only) _____

Please consult the "Ordering Guide" section in Nexus Valve Catalog for complete part number and ordering information.

PROJECT _____

CONTRACTOR _____

PO/JOB NO. _____

ENGINEER _____

REPRESENTATIVE _____

DATE _____