







MATERIALS & DESIGN DATA

BODIES, END PIECESHOT FORGED BRASS ASTM B283 (CAST BRASS: UY/UM (1½"STD, 2", 2½")) FNPT, SWT, NexPress, NexLok 600 WOG, 325°F (NexPress: 200 PSIG, 250°F / NexLok: 250 PSIG, 200°F), INTERCHANGEABLE UNION ENDS
HANDLES & NUTSZINC PLATED / PVC COATED
FILTER SCREEN (UY)304 STAINLESS STEEL, 20 MESH / 40 MESH (optional)
BALLSHARD CHROME PLATED BRASS / STAINLESS STEEL (optional)
BALL SEALSTEFLON
SHAFTSBRASS / STAINLESS STEEL (optional) BLOWOUT-PROOF SHAFT
SHAFT SEALSDUAL FKM O-RINGS
UNION SEALSFKM O-RING
CAP SEALSFKM O-RING
FLOW CARTRIDGE304 STAINLESS STEEL MOVING PARTS IN BRASS HOUSING, PAT # 8517051
CARTRIDGE SEALEPDM

FLOW RATE SELECTIONS

SIZE [inches]	PSID (range)	GPM (± 5.0%)
½ LO, ¾ LO, 1 XLO	2 - 45	0.33, 0.5, 0.75, 1.0, 1.25, 1.5, 1.75, 2.0, 2.25, 2.5, 2.75, 3.0, 3.5, 4.0, 4.5, 5.0, 5.5, 6.0
	4 - 55	7.0, 8.0
½ STD, ¾ STD, 1 LO, 1¼ LO	2 - 45	0.33, 0.5, 0.75, 1.0, 1.25, 1.5, 1.75, 2.0, 2.25, 2.5, 2.75, 3.0, 3.5, 4.0, 4.5, 5.0, 5.5, 6.0, 7.0, 8.0, 9.0, 10.5
	5 - 65	11.0, 12.0, 13.0, 14.0, 15.0
	2 - 45	7.0, 8.0, 9.0, 10.0, 11.0, 12.0, 13.0, 14.0, 15.0 16.0, 17.0, 18.0, 19.0, 20.0, 21.0, 22.0
1 STD, 1¼ STD, 1½ LO	2 - 60	24.0, 25.0, 30.0, 35.0
	4 - 70	40.0, 45.0
1½ STD, 2, 2½	2 - 45	25.0, 30.0, 35.0, 40.0, 45.0, 50.0, 55.0, 60.0, 65.0, 70.0, 75.0
	5 - 50	80.0, 85.0, 90.0, 95.0, 100.0

ACCESSORIES

	Order Code	Part No.	Description
	<input type="checkbox"/>	C CV-1, CV-2. CHECK VALVE CV-1 for ½"LO, ¾"LO, 1"XLO; CV-2 for ½"STD, ¾"STD, 1"LO, 1¼"LO; Center Guided, Non-Slam Check
	<input type="checkbox"/>	H HT. HANGING TAG with Model No., Location, Flow Rate (Maximum 7 Characters)
	<input type="checkbox"/>	K ES. EXTENSION KITS
	<input type="checkbox"/>	L SL. SHORT LEVER HANDLE
	<input type="checkbox"/>	T T.C.V. Handling (TC) & Hard Piped (CC) (See TCV Catalog for Order Codes)
	<input type="checkbox"/>	V MV-025. MANUAL AIR VENT 325°F, 400 PSIG, ¼" MNPT, Side Discharge

ORDER DATA

Sample Part #:

AY - 150 LSM1S0150 - N

Model — AY
Valve Trim — 1
Coil Pak Size — 50
Branch Line — L
Connection to TCV — S
Connection to Coil — M
Flow Rate (GPM) — 1
Accessory Cap Option — S
Optional (UM) 3rd Port & Accessory (N=NO 3rd Port) — 0
Option Order Codes (Accessories) — 150 - N

Please consult the "Ordering Guide" section in Nexus Valve Catalog for complete part number and ordering information.

PROJECT _____

CONTRACTOR _____

PO/JOB NO. _____

ENGINEER _____

REPRESENTATIVE _____

DATE _____