



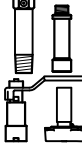




### MATERIALS & DESIGN DATA

BODIES, END PIECES	.....HOT FORGED BRASS ASTM B283 FNPT, SWT, NexPress, NexLok 600 WOG, 325°F (NexPress: 200 PSIG, 250°F / NexLok: 250 PSIG, 200°F), INTERCHANGEABLE UNION ENDS
HANDLES & NUTS	.....ZINC PLATED / PVC COATED
BALLS	.....HARD CHROME PLATED BRASS / STAINLESS STEEL (optional)
BALL SEALS	.....TEFLON
SHAFTS	.....BRASS / STAINLESS STEEL (optional) BLOWOUT-PROOF SHAFT
SHAFT SEALS	.....DUAL FKM O-RINGS
UNION SEALS	.....FKM O-RING
CAP SEAL (MB)	.....FKM O-RING
MB BALANCING GLOBE	.....BRASS
MB HANDLE	.....ABS
MB EXTENSION	.....BRASS, ABS

### FLOW RATE RECOMMENDATION GUIDE

SIZE [inches]	IDEAL FLOW RANGES [gpm]	
	Min.	Max.
½, ¾ LO, 1 LO	0.25	8.00
¾ STD, 1 STD, 1¼ LO	0.45	18.00
1¼ STD, 1½	1.00	40.00

### ACCESSORIES

	Order Code	Part No.	Description
	<input type="checkbox"/> C	.... CV-1, CV-2.	CHECK VALVE CV-1 for ½", ¾" LO, 1" LO; CV-2 for ¾" STD, 1" STD, 1¼" LO; Center Guided, Non-Slam Check
	<input type="checkbox"/> H	.... HT.	HANGING TAG with Model No., Location, Flow Rate (Maximum 7 Characters)
	<input type="checkbox"/> K	.... MV-025L.	MANUAL AIR VENT EXTENDED 325°F, 400 PSIG, ½" MNPT, Slide Discharge, 2¼" O.A.L. .... PTE. PRES / TEMP TEST PLUG EXTENSION; 1½" O.A.L.
	<input type="checkbox"/>	.... ES-1, ES-2.	EXTENDED HANDLE Stationary housing for full-height vapor barrier .... ES-MB. EXTENSION; 3" O.A.L.
	<input type="checkbox"/> L	.... SL.	SHORT LEVER HANDLE
	<input type="checkbox"/> T	.... T.C.V.	Handling (TC) & Hard Piped (CC) (See TCV Catalog for Order Codes)
	<input type="checkbox"/> V	.... MV-025.	MANUAL AIR VENT 325°F, 400 PSIG, ½" MNPT, Slide Discharge

### ORDER DATA

Sample Part #:

MN - 1 2 5 L S M 1 S 0 - N

Model	M	N																
Valve Trim																		
Coil Pak Size		1	2	5														
Branch Line					L	S	M											
Connection to TCV																		
Connection to Coil																		
Accessory Cap Option																		
Optional (MB) 3rd Port & Accessory (N=NO 3rd Port)																		
Option Order Codes (Accessories)																		

Please consult the "Ordering Guide" section in Nexus Valve Catalog for complete part number and ordering information.

PROJECT \_\_\_\_\_

CONTRACTOR \_\_\_\_\_

PO/JOB NO. \_\_\_\_\_

ENGINEER \_\_\_\_\_

REPRESENTATIVE \_\_\_\_\_

DATE \_\_\_\_\_