



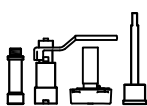



MATERIALS & DESIGN DATA

BODIES, END PIECESHOT FORGED BRASS ASTM B283 FNPT, SWT, NexPress, NexLok 600 WOG, 325°F (NexPress: 200 PSIG, 250°F / NexLok: 250 PSIG, 200°F), INTERCHANGEABLE UNION ENDS
HANDLE & NUT (UY)ZINC PLATED / PVC COATED
FILTER SCREEN (UY)304 STAINLESS STEEL, 20 MESH / 40 MESH (optional)
BALLSHARD CHROME PLATED BRASS / STAINLESS STEEL (optional)
BALL SEALSTEFLON
SHAFTSBRASS / STAINLESS STEEL (optional) BLOWOUT-PROOF SHAFT
SHAFT SEALSDUAL FKM O-RINGS
UNION SEALSFKM O-RING
MB BALANCING GLOBEBRASS
MB HANDLEABS
MB EXTENSIONBRASS, ABS
HOSE SPECS400 PSI (1/2" thru 1"), 248°F
HOSE COREREINFORCED EPDM
HOSE BRAIDSTAINLESS STEEL
HOSE FITTINGSBRASS OT58
HOSE GASKETEPDM

FLOW RATE RECOMMENDATION GUIDE

SIZE [inches]	IDEAL FLOW RANGES [gpm]	
	Min.	Max.
1/2, 3/4 LO, 1 LO	0.25	8.00

ACCESSORIES

	Order Code	Part No.	Description
	<input type="checkbox"/> C	CV-1.	CHECK VALVE Center Guided, Non-Slam Check
	<input type="checkbox"/> H	HT.	HANGING TAG with Model No., Location, Flow Rate (Maximum 7 Characters)
	<input type="checkbox"/> K	PTE.	PRES / TEMP TEST PLUG EXTENSION 1 1/16" O.A.L.
		ES-1.	EXTENDED HANDLE Stationary housing for full-height vapor barrier
		ES-MB.	EXTENSION; 3" O.A.L.
		UNSX-YA1. & UAPX-YA1.	ACTUATOR SHAFT EXTENDED
	<input type="checkbox"/> M	HNA.	HOSE ADAPTER. Straight pipe threads and MNPT pipe threads
	<input type="checkbox"/> S	HSA.	HOSE ADAPTER. Straight pipe threads and Sweat end
	<input type="checkbox"/> P	HPA.	HOSE ADAPTER. Straight pipe threads and NexPress end

ORDER DATA

Sample Part #:

M	Y	A	-	0	7	5	L	F	C	O	M	0								
---	---	---	---	---	---	---	---	---	---	---	---	---	--	--	--	--	--	--	--	--

Model _____
Valve Trim _____
Coil Pak Size _____
Branch Line _____
Connection to Coil _____
Hose Adapters (Con. Type & Red. Code) _____
Accessory Cap Option _____
Option Order Codes (Accessories) _____
Actuator Option (3-digit code for Actuator, BNA=bracket only, blank=valve only) _____

PROJECT _____

CONTRACTOR _____

PO/JOB NO. _____

ENGINEER _____

REPRESENTATIVE _____

DATE _____

Please consult the "Ordering Guide" section in Nexus Valve Catalog for complete part number and ordering information.