







### MATERIALS & DESIGN DATA

BODIES, END PIECES	.....HOT FORGED BRASS ASTM B283 FNPT, SWT, NexPress, NexLok 600 WOG, 325°F (NexPress: 200 PSIG, 250°F / NexLok: 250 PSIG, 200°F), INTERCHANGEABLE UNION ENDS
HANDLES & NUTS	.....ZINC PLATED / PVC COATED
BALLS	.....HARD CHROME PLATED BRASS / STAINLESS STEEL (optional)
BALL SEALS	.....TEFLON
SHAFTS	.....BRASS / STAINLESS STEEL (optional) BLOWOUT-PROOF SHAFT
SHAFT SEALS	.....DUAL FKM O-RINGS
UNION SEALS	.....FKM O-RING

### ACCESSORIES

	Order Code	Part No.	Description
	<input type="checkbox"/>	C	.... CV-1, CV-2. CHECK VALVE CV-1 for ½", ¾"LO & 1"LO CV-2 for ¾"STD, 1"STD & 1¼"LO; Center Guided, Non-Slam Check
	<input type="checkbox"/>	H	.... HT. HANGING TAG with Model No., Location, Flow Rate (Maximum 7 Characters)
	<input type="checkbox"/>	K	.... ES. EXTENSION KITS
	<input type="checkbox"/>	L	.... SL. SHORT LEVER HANDLE
	<input type="checkbox"/>	M	.... MS-1. MEMORY STOP 304 stainless steel
	<input type="checkbox"/>	T	.... T.C.V. Handling (TC) & Hard Piped (CC) (See TCV Catalog for Order Codes)

### ORDER DATA

Sample Part #:

N	N	-	1	0	0	-	S	M	1	S	0						
---	---	---	---	---	---	---	---	---	---	---	---	--	--	--	--	--	--

Model	_____
Valve Trim	_____
Coil Pak Size	_____
Branch Line	_____
Connection to TCV	_____
Connection to Coil	_____
Accessory Cap Option	_____
Option Order Codes (Accessories)	_____

PROJECT \_\_\_\_\_

CONTRACTOR \_\_\_\_\_

PO/JOB NO. \_\_\_\_\_

ENGINEER \_\_\_\_\_

REPRESENTATIVE \_\_\_\_\_

DATE \_\_\_\_\_

Please consult the "Ordering Guide" section in Nexus Valve Catalog for complete part number and ordering information.