







MATERIALS & DESIGN DATA

BODIES, END PIECESHOT FORGED BRASS ASTM B283 FNPT, SWT, NexPress, NexLok 600 WOG, 325°F (NexPress: 200 PSIG, 250°F / NexLok: 250 PSIG, 200°F), INTERCHANGEABLE UNION ENDS
HANDLES & NUTSZINC PLATED / PVC COATED
BALLSHARD CHROME PLATED BRASS / STAINLESS STEEL (optional)
BALL SEALSTEFLON
SHAFTSBRASS / STAINLESS STEEL (optional) BLOWOUT-PROOF SHAFT
SHAFT SEALSDUAL FKM O-RINGS
UNION SEALSFKM O-RING

ACCESSORIES

	Order Code	Part No.	Description
	<input type="checkbox"/>	C CV-1, CV-2. CHECK VALVE CV-1 for ½", ¾"LO & 1"LO CV-2 for ¾"STD, 1"STD & 1¼"LO; Center Guided, Non-Slam Check
	<input type="checkbox"/>	H HT. HANGING TAG with Model No., Location, Flow Rate (Maximum 7 Characters)
	<input type="checkbox"/>	K ES. EXTENSION KITS
	<input type="checkbox"/>	L SL. SHORT LEVER HANDLE
	<input type="checkbox"/>	M MS-1. MEMORY STOP 304 stainless steel
	<input type="checkbox"/>	T T.C.V. Handling (TC) & Hard Piped (CC) (See TCV Catalog for Order Codes)

ORDER DATA

Sample Part #:

N X - 1 0 0 - S M 1 S 0

Model	_____
Valve Trim	_____
Coil Pak Size	_____
Branch Line	_____
Connection to TCV	_____
Connection to Coil	_____
Accessory Cap Option	_____
Option Order Codes (Accessories)	_____

Please consult the "Ordering Guide" section in Nexus Valve Catalog for complete part number and ordering information.

PROJECT _____

CONTRACTOR _____

PO/JOB NO. _____

ENGINEER _____

REPRESENTATIVE _____

DATE _____