






MATERIALS & DESIGN DATA

BODIES, END PIECESHOT FORGED BRASS ASTM B283 FNPT, SWT, NexPress, NexLok 600 WOG, 325°F (NexPress: 200 PSIG, 250°F / NexLok: 250 PSIG, 200°F), INTERCHANGEABLE UNION ENDS
HANDLES & NUTSZINC PLATED / PVC COATED
BALLSHARD CHROME PLATED BRASS / STAINLESS STEEL (optional)
BALL SEALSTEFLON
SHAFTSBRASS / STAINLESS STEEL (optional) BLOWOUT-PROOF
SHAFT SEALSDUAL FKM O-RINGS
UNION SEALSFKM O-RING

ACCESSORIES

	Order Code	Part No.	Description
	<input type="checkbox"/>	C CV-1, CV-2. CHECK VALVE CV-1 for ½", ¾"LO & 1"LO CV-2 for ¾"STD, 1"STD & 1¼"LO; Center Guided, Non-Slam Check
	<input type="checkbox"/>	H HT. HANGING TAG with Model No., Location, Flow Rate (Maximum 7 Characters)
	<input type="checkbox"/>	K ES. EXTENSION KITS
	<input type="checkbox"/>	L SL. SHORT LEVER HANDLE
	<input type="checkbox"/>	T T.C.V. Handling (TC) & Hard Piped (CC) (See TCV Catalog for Order Codes)

ORDER DATA

Sample Part #:

XN - 1 2 5 L S M 1 S 0

Model	X	N	-	1	2	5	L	S	M	1	S	0						
Valve Trim																		
Coil Pak Size																		
Branch Line																		
Connection to TCV																		
Connection to Coil																		
Accessory Cap Option																		
Option Order Codes (Accessories)																		

Please consult the "Ordering Guide" section in Nexus Valve Catalog for complete part number and ordering information.

PROJECT _____

CONTRACTOR _____

PO/JOB NO. _____

ENGINEER _____

REPRESENTATIVE _____

DATE _____