





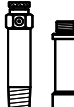



### MATERIALS & DESIGN DATA

|                    |   |
|--------------------|---|
| NEXTROL:           | CAST IRON, ASTM A126, CLASS B<br>175 PSIG, 250°F<br>STANDARD 125# CLASS B FLANGES<br>(MATES TO 150# FLANGES ALSO)   |
| TWINTUBE PITOT:    | 316 STAINLESS STEEL TUBES,<br>BRASS FITTINGS  |
| STRAINEX:          | GRAY CAST IRON BODY and END CAP,<br>ASTM A48, CLASS 30, 175 PSIG, 250°F<br>STANDARD 125# CLASS B FLANGES<br>(MATES TO 150# FLANGES ALSO)                                    |
| SCREEN:            | 304 S.S., ASTM A167<br><u>SIZES</u> <u>OPENINGS</u><br>2½"                              0.045 perf  |
| BUTTERFLY VALVE:   | EPOXY COATED CAST IRON,<br>LUG TYPE BODY, ASTM A126, CLASS B,<br>225 PSIG, 250°F, EPDM SEAT,<br>304 STAINLESS STEEL DISK,<br>416 STAINLESS STEEL SHAFT,<br>ON-OFF w/ HANDLE |
| BOLTS:             | ZINC PLATED STEEL   |
| THREADED ADAPTERS: | DUCTILE IRON, ASTM A395, 175 PSIG, 250°F,<br>STANDARD 125# CLASS B FLANGES  |

### ACCESSORIES

|   | Order Code                 | Part No.      | Description  |
|---|----------------------------|---------------|--|
|   | <input type="checkbox"/> A | .... AV-025.  | AUTOMATIC AIR VENT<br>250°F, 150 PSIG, positive shut-off, ¼" MNPT                |
|  | <input type="checkbox"/> B | .... BD-050.  | BLOWDOWN / VENT / DRAIN<br>325°F, 600 PSIG, ¾" hose bib & cap                    |
|  | <input type="checkbox"/> H | .... HT.      | HANGING TAG<br>with Model No., Location, Flow Rates<br>(Maximum 7 Characters)    |
|  | <input type="checkbox"/> O | .... SV-025.  | SHUT-OFF VALVES<br>300°F, 600 PSIG, ¼" MNPT x ¼" FNPT                            |
|  | <input type="checkbox"/> V | .... MV-025.  | MANUAL AIR VENT<br>325°F, 400 PSIG, ¼" MNPT, Side Discharge                      |
|  | <input type="checkbox"/> W | .... TW-075.  | THERMOMETER WELL<br>¾" MNPT  |
|  | <input type="checkbox"/> X | .... MV-025L. | MANUAL AIR VENT EXTENDED<br>325°F, 400 PSIG, ¼" MNPT, Side Discharge, 2½" O.A.L. |
|  |                            | .... PTE.     | PRES / TEMP TEST PLUG EXTENSION<br>1½" O.A.L.                                    |

### ORDER DATA

Sample Part #:

N 2 T Y 0 2 5 0 - - - - - X - - - - -

- Model \_\_\_\_\_
- Coil Pak Size \_\_\_\_\_  
250=2½"
- Extended Accessories (ES) \_\_\_\_\_
- Port Accessories (Return Side) \_\_\_\_\_
- Port Accessories (Supply Side) \_\_\_\_\_
- Option Order Codes (SV or HT) \_\_\_\_\_

N2TY coil paks include base model Nextrol & Strainex.  
Additional accessories and options may be ordered separately.

PROJECT \_\_\_\_\_

CONTRACTOR \_\_\_\_\_

PO/JOB NO. \_\_\_\_\_

ENGINEER \_\_\_\_\_

REPRESENTATIVE \_\_\_\_\_

DATE \_\_\_\_\_