









MATERIALS & DESIGN DATA

BODIES, END PIECESHOT FORGED BRASS ASTM B283, FNPT, SWT, NexPress, NexLok 600 WOG, 325°F (NexPress: 200 PSIG, 250°F / NexLok: 250 PSIG, 200°F), INTERCHANGEABLE UNION ENDS
HANDLES & NUTSZINC PLATED
BALLSHARD CHROME PLATED BRASS / STAINLESS STEEL (optional)
BALL SEALSTEFLON
SHAFTSBRASS / STAINLESS STEEL (optional) BLOWOUT-PROOF SHAFT
SHAFT SEALSDUAL FKM O-RINGS
UNION SEALSFKM O-RING
HOSE SPECS400 PSI, 248°F
HOSE COREREINFORCED EPDM
HOSE BRAIDSTAINLESS STEEL
HOSE FITTINGSBRASS OT58
HOSE GASKETEPDM

ACCESSORIES

	Order Code	Part No.	Description
	<input type="checkbox"/>	C CV-1, CV-2. CHECK VALVE CV-1 for ½", ¾"LO & 1"LO; CV-2 for ¾"STD, 1"STD & 1½"LO; Center Guided, Non-Slam Check
	<input type="checkbox"/>	H HT. HANGING TAG with Model No., Location, Flow Rate (Maximum 7 Characters)
	<input type="checkbox"/>	K ES. EXTENSION KITS
	<input type="checkbox"/>	L SL. SHORT LEVER HANDLE
	<input type="checkbox"/>	M MS-1. MEMORY STOP 304 stainless steel
	<input type="checkbox"/>	M HNA. HOSE ADAPTER. Straight and MNPT pipe threads
	<input type="checkbox"/>	S HSA. HOSE ADAPTER. Straight pipe threads and Sweat end
	<input type="checkbox"/>	N HPA. HOSE ADAPTER. Straight pipe threads and NexPress end

ORDER DATA

Sample Part #:

N X H - 0 7 5 - S - 2 4 M 0 - M

Model	_____
Valve Trim	_____
Hose Pak Size	_____
Branch Line	_____
UltraFlex Hose Length	_____
Hose Adapters (Con. Type & Red. Code)	_____
Accessory Cap Option	_____
Option Order Codes (Accessories)	_____

Please consult the "Ordering Guide" section in Nexus Valve Catalog for complete part number and ordering information.

PROJECT _____

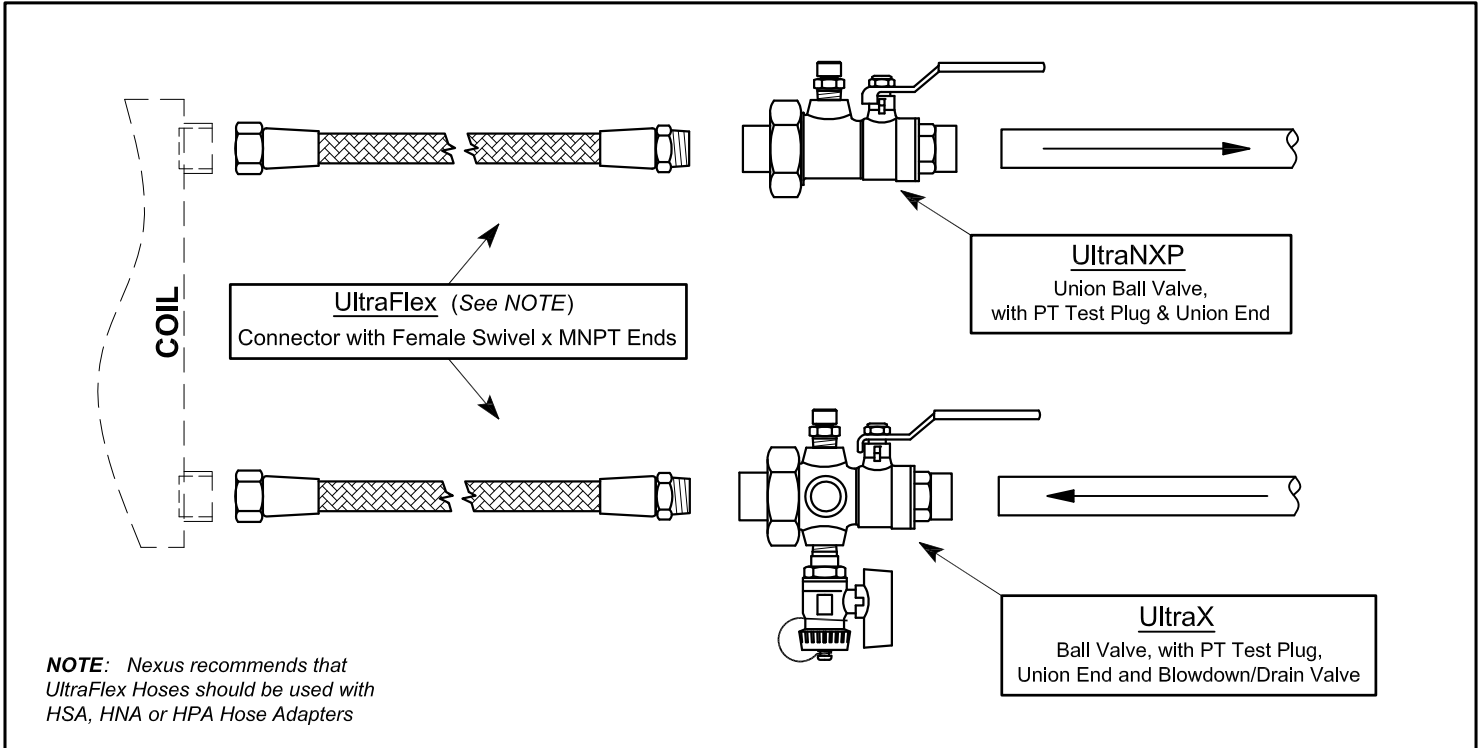
CONTRACTOR _____

PO/JOB NO. _____

ENGINEER _____

REPRESENTATIVE _____








DATE _____



MATERIALS & DESIGN DATA

BODIES, END PIECESHOT FORGED BRASS ASTM B283 FNPT, SWT, NexPress, NexLok 600 WOG, 325°F (NexPress: 200 PSIG, 250°F / NexLok: 250 PSIG, 200°F), INTERCHANGEABLE UNION ENDS
HANDLES & NUTSZINC PLATED
BALLSHARD CHROME PLATED BRASS / STAINLESS STEEL (optional)
BALL SEALSTEFLON
SHAFTSBRASS / STAINLESS STEEL (optional) BLOWOUT-PROOF SHAFT
SHAFT SEALSDUAL FKM O-RINGS
UNION SEALSFKM O-RING
HOSE SPECS300 PSI, 248°F
HOSE COREREINFORCED EPDM
HOSE BRAIDSTAINLESS STEEL
HOSE FITTINGSBRASS OT58
HOSE GASKETEPDM

ACCESSORIES

	Order Code	Part No.	Description
	<input type="checkbox"/>	H HT. HANGING TAG with Model No., Location, Flow Rate (Maximum 7 Characters)
	<input type="checkbox"/>	K ES. EXTENSION KITS
	<input type="checkbox"/>	L SL. SHORT LEVER HANDLE
	<input type="checkbox"/>	M MS-1. MEMORY STOP 304 stainless steel
	<input type="checkbox"/>	M HNA. HOSE ADAPTER. Straight and MNPT pipe threads
	<input type="checkbox"/>	S HSA. HOSE ADAPTER. Straight pipe threads and Sweat end
	<input type="checkbox"/>	N HPA. HOSE ADAPTER. Straight pipe threads and NexPress end

ORDER DATA

Sample Part #:

N X H - 1 5 0 - S - 2 4 M 0 - M

Model	_____
Valve Trim	_____
Hose Pak Size	_____
Branch Line	_____
UltraFlex Hose Length	_____
Hose Adapters (Con. Type & Red. Code)	_____
Accessory Cap Option	_____
Option Order Codes (Accessories)	_____

Please consult the "Ordering Guide" section in Nexus Valve Catalog for complete part number and ordering information.

PROJECT _____

CONTRACTOR _____

PO/JOB NO. _____

ENGINEER _____

REPRESENTATIVE _____

DATE _____