








MATERIALS & DESIGN DATA

- BODIES, END PIECESHOT FORGED BRASS ASTM B283, FNPT, SWT, NexPress, NexLok 600 WOG, 325°F (NexPress: 200 PSIG, 250°F / NexLok: 250 PSIG, 200°F), INTERCHANGEABLE UNION ENDS
- HANDLES & NUTSZINC PLATED
- BALLSHARD CHROME PLATED BRASS / STAINLESS STEEL (optional)
- BALL SEALSTEFLON
- SHAFTSBRASS / STAINLESS STEEL (optional) BLOWOUT-PROOF SHAFT
- SHAFT SEALSDUAL FKM O-RINGS
- UNION SEALSFKM O-RING
- HOSE SPECS400 PSI, 248°F
- HOSE COREREINFORCED EPDM
- HOSE BRAIDSTAINLESS STEEL
- HOSE FITTINGSBRASS OT58
- HOSE GASKETEPDM

FLOW RANGE SELECTOR

SIZE [inches]	SELECTOR
½, 1 LO	1A, 1B, 1C, 1D
¾ STD, 1 STD	2A, 2B, 3A, 3B, 3C

ACCESSORIES

	Order Code	Part No.	Description
	<input type="checkbox"/>	H HT. HANGING TAG with Model No., Location, Flow Rate (Maximum 7 Characters)
	<input type="checkbox"/>	K ES. EXTENSION KITS
	<input type="checkbox"/>	L SL. SHORT LEVER HANDLE
	<input type="checkbox"/>	M HNA. HOSE ADAPTER. Straight and MNPT pipe threads
	<input type="checkbox"/>	S HSA. HOSE ADAPTER. Straight pipe threads and Sweat end
	<input type="checkbox"/>	N HPA. HOSE ADAPTER. Straight pipe threads and NexPress end
	<input type="checkbox"/>	V MV-025. MANUAL AIR VENT 325°F, 400 PSIG, ¼" MNPT, Side Discharge

ORDER DATA

Sample Part #:

ONH - 075 - S - 2B - 24M0 - V

- Model _____
- Valve Trim _____
- Hose Pak Size _____
- Branch Line _____
- Flow Range Selector _____
- UltraFlex Hose Length _____
- Hose Adapters (Con. Type & Red. Code) _____
- Accessory Cap Option _____
- Option Order Codes (Accessories) _____

Please consult the "Ordering Guide" section in Nexus Valve Catalog for complete part number and ordering information.

PROJECT _____

CONTRACTOR _____

PO/JOB NO. _____

ENGINEER _____

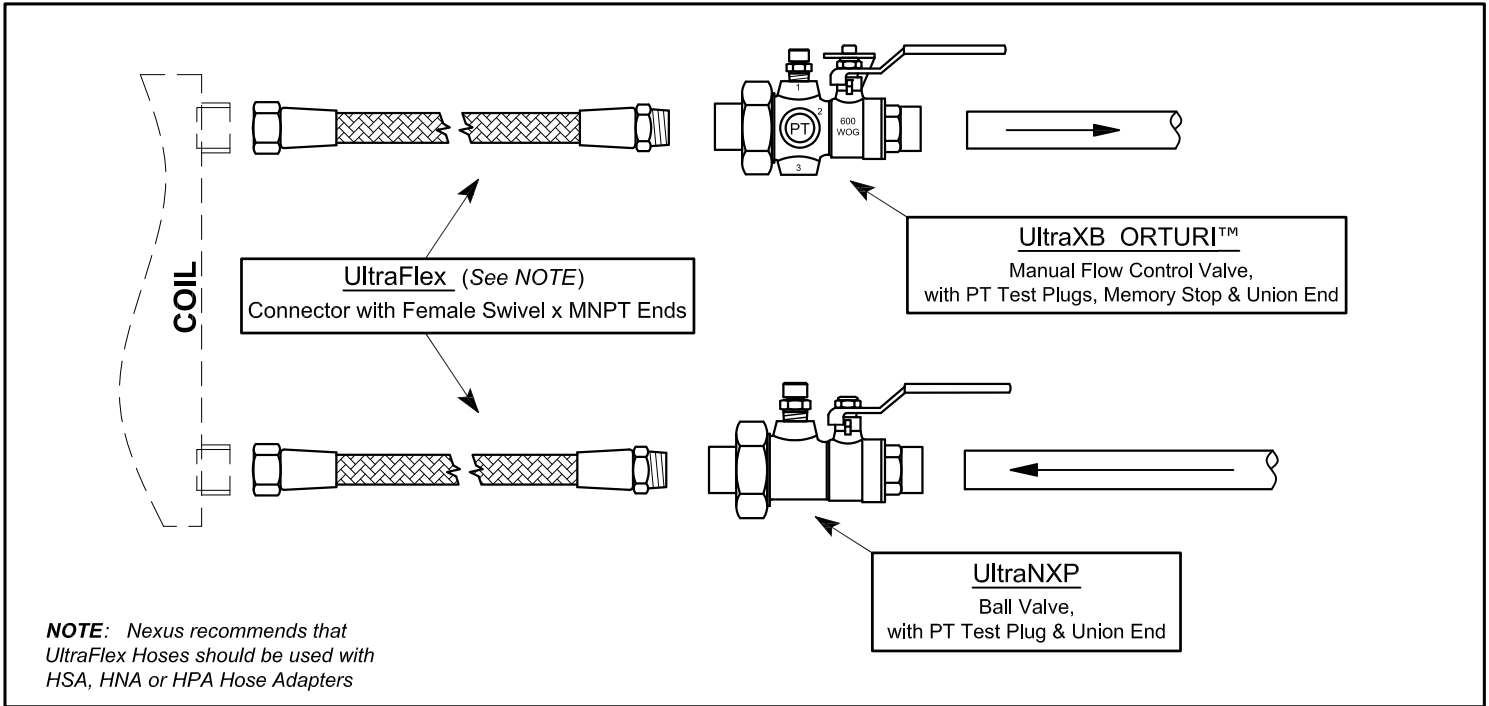
REPRESENTATIVE _____

DATE _____



Hose Pak™ ONH

(1¼"LO thru 1½")



MATERIALS & DESIGN DATA

- BODIES, END PIECESHOT FORGED BRASS ASTM B283, FNPT, SWT, NexPress, NexLok
600 WOG, 325°F (NexPress: 200 PSIG, 250°F / NexLok: 250 PSIG, 200°F), INTERCHANGEABLE UNION ENDS
- HANDLES & NUTSZINC PLATED
- BALLSHARD CHROME PLATED BRASS / STAINLESS STEEL (optional)
- BALL SEALSTEFLON
- SHAFTSBRASS / STAINLESS STEEL (optional) BLOWOUT-PROOF SHAFT
- SHAFT SEALSDUAL FKM O-RINGS
- UNION SEALSFKM O-RING
- HOSE SPECS300 PSI, 248°F
- HOSE COREREINFORCED EPDM
- HOSE BRAIDSTAINLESS STEEL
- HOSE FITTINGSBRASS OT58
- HOSE GASKETEPDM

FLOW RANGE SELECTOR

SIZE [inches]	SELECTOR
1¼ LO	2A, 2B, 3A, 3B, 3C
1¼ STD, 1½	4A, 5A

ACCESSORIES

- | | Order Code | Part No. | Description |
|--|----------------------------|----------|--|
| | <input type="checkbox"/> H | HT | HANGING TAG with Model No., Location, Flow Rate (Maximum 7 Characters) |
| | <input type="checkbox"/> K | ES | EXTENSION KITS |
| | <input type="checkbox"/> L | SL | SHORT LEVER HANDLE |
| | <input type="checkbox"/> M | HNA | HOSE ADAPTER. Straight and MNPT pipe threads |
| | <input type="checkbox"/> S | HSA | HOSE ADAPTER. Straight pipe threads and Sweat end |
| | <input type="checkbox"/> N | HPA | HOSE ADAPTER. Straight pipe threads and NexPress end |
| | <input type="checkbox"/> V | MV-025 | MANUAL AIR VENT 325°F, 400 PSIG, ¼" MNPT, Side Discharge |

ORDER DATA

Sample Part #:

ONH - 150 - S - 5A - 24M0 - V

- Model —
- Valve Trim —
- Hose Pak Size —
- Branch Line —
- Flow Range Selector —
- UltraFlex Hose Length —
- Hose Adapters (Con. Type & Red. Code) —
- Accessory Cap Option —
- Option Order Codes (Accessories) —

Please consult the "Ordering Guide" section in Nexus Valve Catalog for complete part number and ordering information.

PROJECT _____

CONTRACTOR _____

PO/JOB NO. _____

ENGINEER _____

REPRESENTATIVE _____

DATE _____