


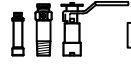





MATERIALS & DESIGN DATA

BODIES, END PIECESHOT FORGED BRASS ASTM B283, FNPT, SWT, NexPress, NexLok 600 WOG, 325°F (NexPress: 200 PSIG, 250°F / NexLok: 250 PSIG, 200°F), INTERCHANGEABLE UNION ENDS
HANDLES & NUTSZINC PLATED
BALLSHARD CHROME PLATED BRASS / STAINLESS STEEL (optional)
BALL SEALSTEFLON
SHAFTSBRASS / STAINLESS STEEL (optional) BLOWOUT-PROOF SHAFT
SHAFT SEALSDUAL FKM O-RINGS
UNION SEALSFKM O-RING
HOSE SPECS400 PSI, 248°F
HOSE COREREINFORCED EPDM
HOSE BRAIDSTAINLESS STEEL
HOSE FITTINGSBRASS OT58
HOSE GASKETEPDM

FLOW RANGE SELECTOR

SIZE [inches]	SELECTOR
½, 1 LO	1A, 1B, 1C, 1D
¾ STD, 1 STD	2A, 2B, 3A, 3B, 3C

ACCESSORIES

	Order Code	Part No.	Description
	<input type="checkbox"/>	H HT. HANGING TAG with Model No., Location, Flow Rate (Maximum 7 Characters)
	<input type="checkbox"/>	K ES. EXTENSION KITS
	<input type="checkbox"/>	L SL. SHORT LEVER HANDLE
	<input type="checkbox"/>	M HNA. HOSE ADAPTER. Straight and MNPT pipe threads
	<input type="checkbox"/>	S HSA. HOSE ADAPTER. Straight pipe threads and Sweat end
	<input type="checkbox"/>	N HPA. HOSE ADAPTER. Straight pipe threads and NexPress end
	<input type="checkbox"/>	V MV-025. MANUAL AIR VENT 325°F, 400 PSIG, ¼" MNPT, Side Discharge

ORDER DATA

Sample Part #:

OXH - 075 - S - 2B - 24M0 - V

Model	OXH
Valve Trim	075
Hose Pak Size	S
Branch Line	2B
Flow Range Selector	24M0
UltraFlex Hose Length	0
Hose Adapters (Con. Type & Red. Code)	V
Accessory Cap Option	
Option Order Codes (Accessories)	

Please consult the "Ordering Guide" section in Nexus Valve Catalog for complete part number and ordering information.

PROJECT _____

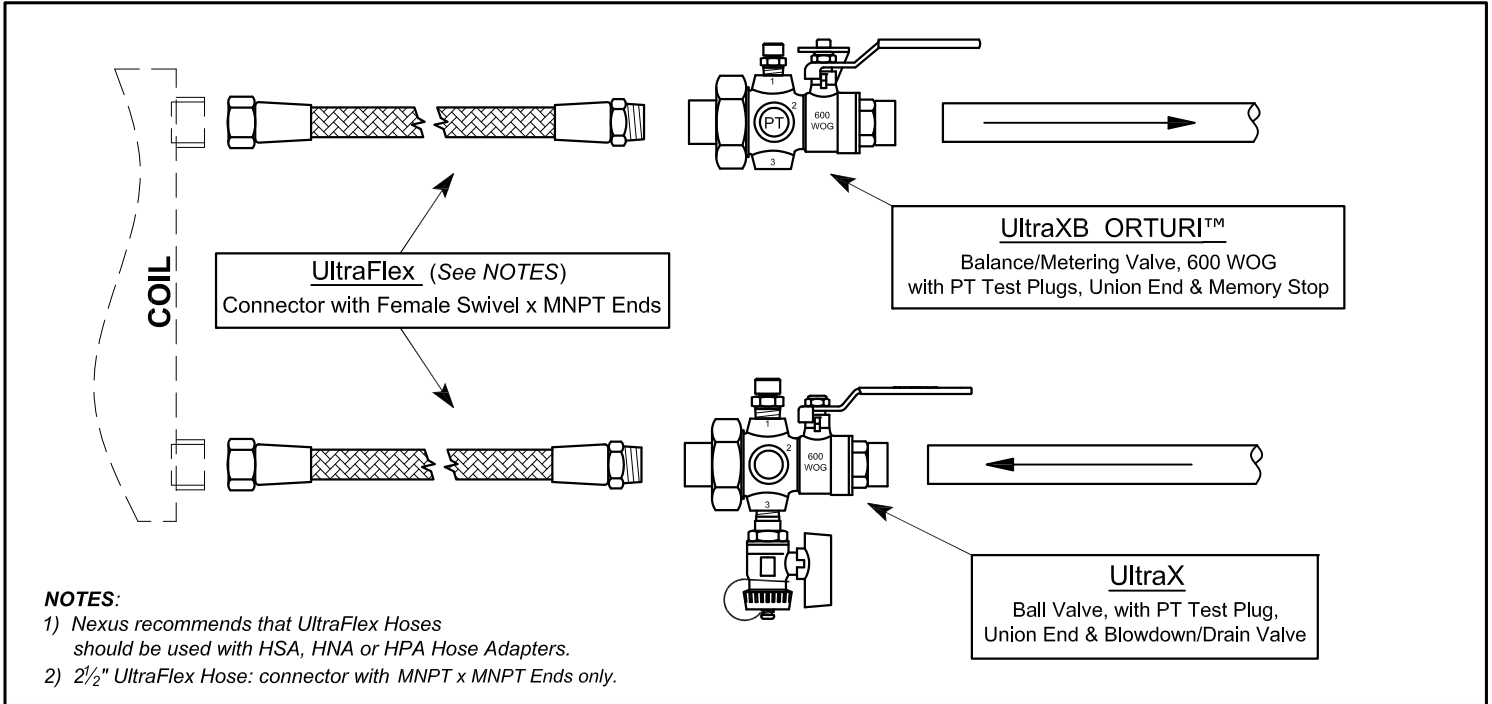
CONTRACTOR _____

PO/JOB NO. _____

ENGINEER _____

REPRESENTATIVE _____

DATE _____



NOTES:

- 1) Nexus recommends that UltraFlex Hoses should be used with HSA, HNA or HPA Hose Adapters.
- 2) 2½" UltraFlex Hose: connector with MNPT x MNPT Ends only.

MATERIALS & DESIGN DATA

BODIES, END PIECESHOT FORGED BRASS ASTM B283 FNPT, SWT, NexPress, NexLok 600 WOG, 325°F (NexPress: 200 PSIG, 250°F / NexLok: 250 PSIG, 200°F), INTERCHANGEABLE UNION ENDS
HANDLES & NUTSZINC PLATED
BALLSHARD CHROME PLATED BRASS / STAINLESS STEEL (optional)
BALL SEALSTEFLON
SHAFTSBRASS / STAINLESS STEEL (optional)
SHAFT SEALSDUAL FKM O-RINGS
UNION SEALSFKM O-RING
HOSE SPECS300 PSI / 248°F (1¼" thru 2"), 400 PSI / 70°F (2½")
HOSE COREREINFORCED EPDM
HOSE BRAIDSTAINLESS STEEL
HOSE FITTINGSBRASS OT58
HOSE GASKETEPDM

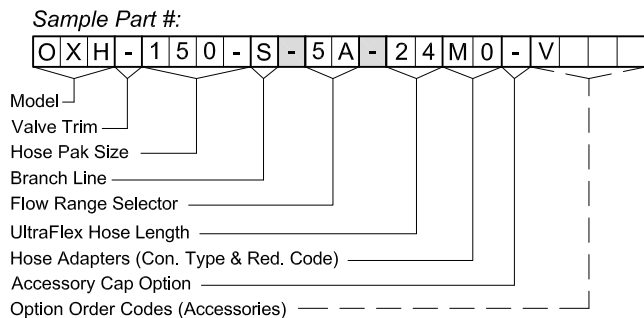
FLOW RANGE SELECTOR

SIZE [inches]	SELECTOR
1¼ LO	2A, 2B, 3A, 3B, 3C
1¼ STD, 1½	4A, 5A
2, 2½	6A, 6B

ACCESSORIES

	Order Code	Part No.	Description
	<input type="checkbox"/> H	HT	HANGING TAG with Model No., Location, Flow Rate (Maximum 7 Characters)
	<input type="checkbox"/> K	ES	EXTENSION KITS
	<input type="checkbox"/> L	SL	SHORT LEVER HANDLE
	<input type="checkbox"/> M	HNA	HOSE ADAPTER. Straight and MNPT pipe threads
	<input type="checkbox"/> S	HSA	HOSE ADAPTER. Straight pipe threads and Sweat end
	<input type="checkbox"/> N	HPA	HOSE ADAPTER. Straight pipe threads and NexPress end
	<input type="checkbox"/> V	MV-025	MANUAL AIR VENT 325°F, 400 PSIG, ¼" MNPT, Side Discharge

ORDER DATA



Please consult the "Ordering Guide" section in Nexus Valve Catalog for complete part number and ordering information.

PROJECT _____

CONTRACTOR _____

PO/JOB NO. _____

ENGINEER _____

REPRESENTATIVE _____

DATE _____