

DIMENSIONS (inches)

SIZE	A	B	C	D	E	WT. (lbs)
2½	8.0	2.0	2.0	2.0	7.0	19.3
3	9.0	2.0	2.5	2.5	7.5	25.7
4	12.0	3.0	3.0	3.0	9.0	41.5
5	14.0	3.0	4.0	4.0	10.0	54.9
6	16.0	3.0	5.0	5.0	11.0	68.2
8	20.0	3.0	6.0	7.0	13.5	121.0
10	24.0	4.0	8.0	7.7	16.0	215.0
12	28.0	4.0	10.0	10.0	19.0	330.0

MATERIALS & DESIGN DATA

NEXTUBE BODY:CAST IRON, ASTM A126, CLASS B
175 PSIG, 250°F,
STANDARD 125# CLASS B FLANGES

BASIC INSTALLATION NOTES

- CAN BE ROTATED 180° IN-LINE
- CAN BE MOUNTED HORIZONTALLY OR VERTICALLY
- IS BI-DIRECTIONAL WITHOUT BUTTERFLY VALVE
- 125# CLASS B FLANGES ALSO MATE TO 150# FLANGES
- PORTS (all FNPT) #1 & #3 = ¾"; #4 = ½"; #2 & #5 = ¼"
- BRASS PLUGS ARE FURNISHED FOR ANY UNUSED PORTS
- NEXTUBE SHIPS WITH ACCESSORIES PACKED INSIDE

ORDER DATA

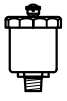





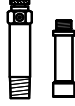
Sample Part #:

N X F 0 6 0 0 - W V G B P -

Model _____
NexTube Size _____
Port Accessories _____
Option Order Codes (Accessories) _____

Please consult the Ordering Guide in the Nexus Valve catalog for complete part number and ordering information.

ACCESSORIES

	Order Code	Part No.	Description
	<input type="checkbox"/> A AV-025.	AUTOMATIC AIR VENT 250°F, 150 PSIG, positive shut-off, ¼" MNPT
	<input type="checkbox"/> B BD-050.	BLOWDOWN / VENT / DRAIN 325°F, 600 PSIG, ¾" hose bib & cap
	<input type="checkbox"/> H HT.	HANGING TAG with Model No., Location (Maximum 7 Characters)
	<input type="checkbox"/> P PT-025.	PRES / TEMP TEST PLUG 325°F, 1000 PSIG, ¼" MNPT
	<input type="checkbox"/> V MV-025.	MANUAL AIR VENT 325°F, 400 PSIG, ¼" MNPT, Side Discharge
	<input type="checkbox"/> W TW-075.	THERMOMETER WELL ¾" MNPT, brass, 1½" well, 3½" O.A.L.
	<input type="checkbox"/> X MV-025L.	MANUAL AIR VENT EXTENDED 325°F, 400 PSIG, ¼" MNPT, Side Discharge, 2¼" O.A.L.
	 PTE.	PRES / TEMP TEST PLUG EXTENSION 1½" O.A.L.

PROJECT _____
CONTRACTOR _____
PO/JOB NO. _____
ENGINEER _____
REPRESENTATIVE _____
DATE _____