



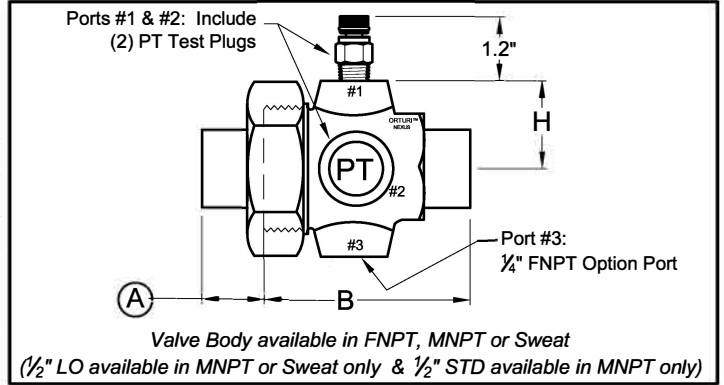
# NEXUS










## UltraUB Orturi™ Model UB

Bi-Directional Flow Meter, Modified Venturi






(½" thru 2")

DIMENSIONS [inches]							
SIZE [inches]	A	B			H	I.D.	WT [lbs] (Tail Pieces & Nuts not included)
		M (MNPT)	F (FNPT)	S (Sweat)			
½ LO		2.2	-	1.7	0.8	0.6	0.5
½ STD		2.7	-	-	0.8	0.6	0.8
¾		2.6	2.1	2.2	0.8	0.8	0.9
1		2.6	2.2	2.4	0.8	1.0	1.0
1¼		2.9	2.4	2.6	1.4	1.3	2.1
1½		3.0	2.5	2.7	1.4	1.6	2.3
2		3.1	2.6	2.9	1.7	2.0	3.2



TAIL PIECE OPTION	Nexus P/N	Lengths [inches]	Use with Valve Body size		
 MNPT (Male NPT Thread)	TP075-050M	1.00	½		
	TP125-050M	1.04	¾, 1		
	TP125-075M	1.16			
	TP125-100M	1.29			
	TP200-050M	1.04			
	TP200-075M	1.16	1¼, 1½		
	TP200-100M	1.39			
	TP200-125M	1.85			
	TP200-150M	1.89			
	 FNPT (Female NPT Thread)	TP125-050F w/ UA	1.35	½	
TP125-050F		1.00	¾, 1		
TP125-075F		1.00			
TP125-100F		1.20			
TP200-100F		1.61		1¼, 1½	
TP200-125F		1.57			
TP200-150F		1.16			
TP250-125F		1.77			
 SWT (Female Sweat)		TP250-150F	1.97	2	
		TP250-200F	1.36		
	TP250-250F	1.74			
	TP075-038S	0.58	¾, 1		
	TP075-050S	0.59			
	TP125-050S	0.60			
	TP125-075S	0.85			
	 NexPress	TP125-100S	1.00	1¼, 1½	
		TP200-075S	1.85		
		TP200-100S	1.85		
TP200-125S		1.85			
 NexLok		TP200-150S	1.38	2	
		TP250-125S	1.69		
		TP250-150S	1.97		
		TP250-200S	1.65		
		 NexPress	TPA125-100P	3.85	¾, 1
			TP125-050P	1.46	
	TP125-075P		1.54		
	TPA200-100P		1.58		
	 NexLok		TPA200-125P	3.70	1¼, 1½
			TPA200-150P	3.63	
TPA250-150P			4.44		
TPA250-200P			4.07		
 NexLok			TPA250-125L	4.43	1¼, 1½
			TP125-050L	1.03	
		TP125-075L	1.29		
		TPA200-125L	4.25		
		 NexLok	TPA200-150L	4.05	2
			TPA250-150L	4.85	
	TPA250-200L		4.40		

FLOW RATE SELECTION GUIDE		
FLOW SELECTOR	SIZE [inches]	Cv
1A	½	0.66
1B	½	1.32
1C	½	3.53
1D	½	0.30
2B	¾, 1	1.32
2A	¾, 1	2.46
3A	¾, 1	3.53
3B	¾, 1	7.42
3C	¾, 1	16.60
4A	1¼, 1½	16.60
5A	1¼, 1½	29.70
6A	2	51.60
6B	2	29.70

ACCESSORIES			
	Order Code	Part No.	Description
	<input type="checkbox"/> A	AV-025	AUTOMATIC AIR VENT 245°F, 145 PSIG, positive shut-off, ¼" MNPT
	<input type="checkbox"/> B	BD-025	BLOWDOWN / VENT / DRAIN 325°F, 600 PSIG, ¾" hose bib & cap
	<input type="checkbox"/> H	HT	HANGING TAG with Model No., Location, Flow Rate (Maximum 7 Characters)
	<input type="checkbox"/> V	MV-025	MANUAL AIR VENT 325°F, 400 PSIG, ¼" MNPT, Side Discharge
	<input type="checkbox"/> X	MV-025L	MANUAL AIR VENT EXTENDED 325°F, 400 PSIG, ¼" MNPT, Side Discharge, 2¼" O.A.L.
		PTE	PRES / TEMP TEST PLUG EXTENSION 1¼" O.A.L.

MATERIALS & DESIGN DATA	
BODY	.....DZR BRASS (dezincification resistant), 600 WOG, 325°F, ¼" FNPT OPTION PORT (3 EACH) NexPress: 200 PSIG, 250°F / NexLok: 250 PSIG, 200°F / NexLok LD: 200 PSIG, 200°F
UNION SEAL	.....FKM O-RING
ACCURACY	.....±3%

PROJECT \_\_\_\_\_

CONTRACTOR \_\_\_\_\_

PO/JOB NO. \_\_\_\_\_

ENGINEER \_\_\_\_\_

REPRESENTATIVE \_\_\_\_\_

DATE \_\_\_\_\_

Please consult the "Ordering Guide" section in Nexus Valve Catalog for complete part number and ordering information.