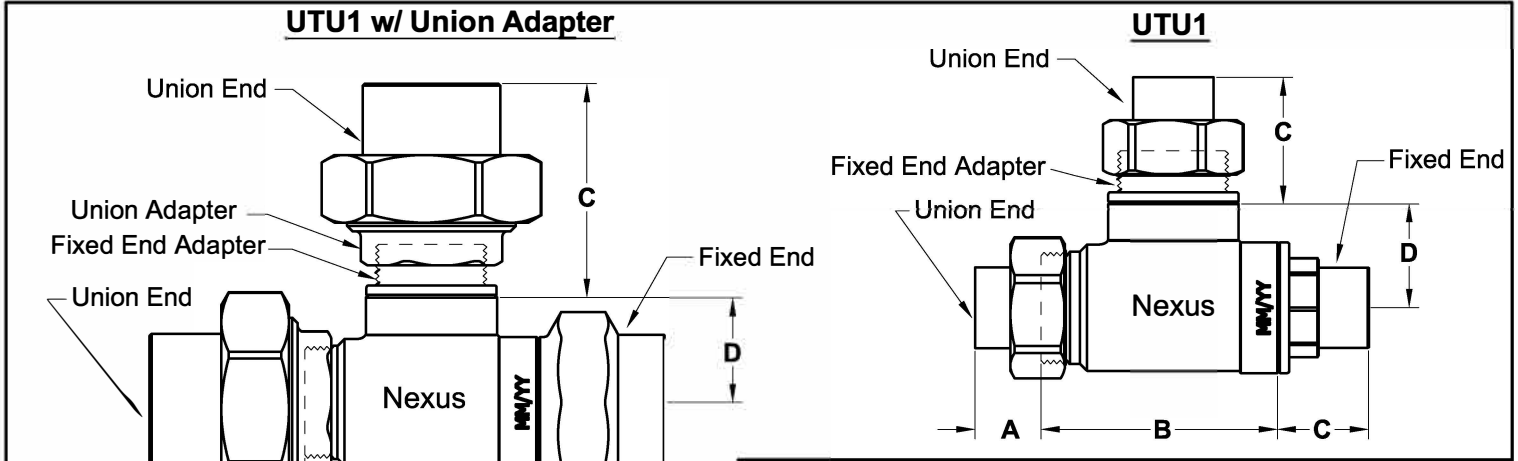




UltraT™ Model UTU1

Union Tee w/ Union Bypass

(½" thru 1")








Valve Body available in FNPT, Sweat, NexPress or NexLok

DIMENSIONS [inches]										
SIZE [inches]	A	B	C				D	Cv Through Flow Dir.	Cv 90° Flow Dir.	WT [lbs] (Body only)
			F (NPT)	S (Sweat)	P (NexPress)	L (NexLok)				
UTU1	½	2.27	0.81	0.73	1.23	0.87	1.0	8.4	7.0	0.27
	¾	2.27	0.71	0.95	1.34	1.04	1.0			
	1	2.27	0.91	1.11	1.32	1.51	1.0			

MATERIALS & DESIGN DATA

BODY, END PCSHOT FORGED BRASS ASTM B283
600 WOG, 325°F
(NexPress: 200 PSIG, 250°F /
NexLok: 250 PSIG, 200°F),
INTERCHANGEABLE UNION ENDS

UNION SEALFKM O-RING

TAIL PIECE OPTION	Nexus P/N	Lengths TP or TP+UA [inches]	Use with Valve Body size
 MNPT (Male NPT Thread)	TP075-050M	1.00	UTU1
	TP125-050M	1.39	UTU1 w/ UA
	TP125-075M	1.51	
	TP125-100M	1.64	
 FNPT (Female NPT Thread)	TP125-050F	1.35	UTU1 w/ UA
	TP125-075F	1.35	
	TP125-100F	1.55	
 SWT (Female Sweat)	TP075-038S	0.93	UTU1
	TP075-050S	0.94	UTU1 w/ UA
	TP125-050S	0.950	
	TP125-075S	1.20	
 NexPress	TP125-100S	1.35	UTU1 w/ UA
	TP125-050P	1.81	
	TP125-075P	1.89	
 NexLok	TPA125-100P	4.20	UTU1 w/ UA
	TP125-050L	1.38	
	TP125-075L	1.64	UTU1 w/ UA

ORDER DATA

Sample Part #:

UTU1-050S-050S-050S- - - - -

Model
UTU1 Body

Size (Fixed End)
½"=050; ¾"=075; 1"=100
S for Sweat, F for FNPT; P for NexPress; L for NexLok

Size (Union End / Bypass)
½"=050; ¾"=075; 1"=100
S for Sweat, F for FNPT; P for NexPress; L for NexLok

Size (Union End)
¾"=038; ½"=050; ¾"=075; 1"=100
S for Sweat, F for FNPT; M for MNPT; P for NexPress; L for NexLok

PROJECT _____

CONTRACTOR _____

PO/JOB NO. _____

ENGINEER _____

REPRESENTATIVE _____

DATE _____

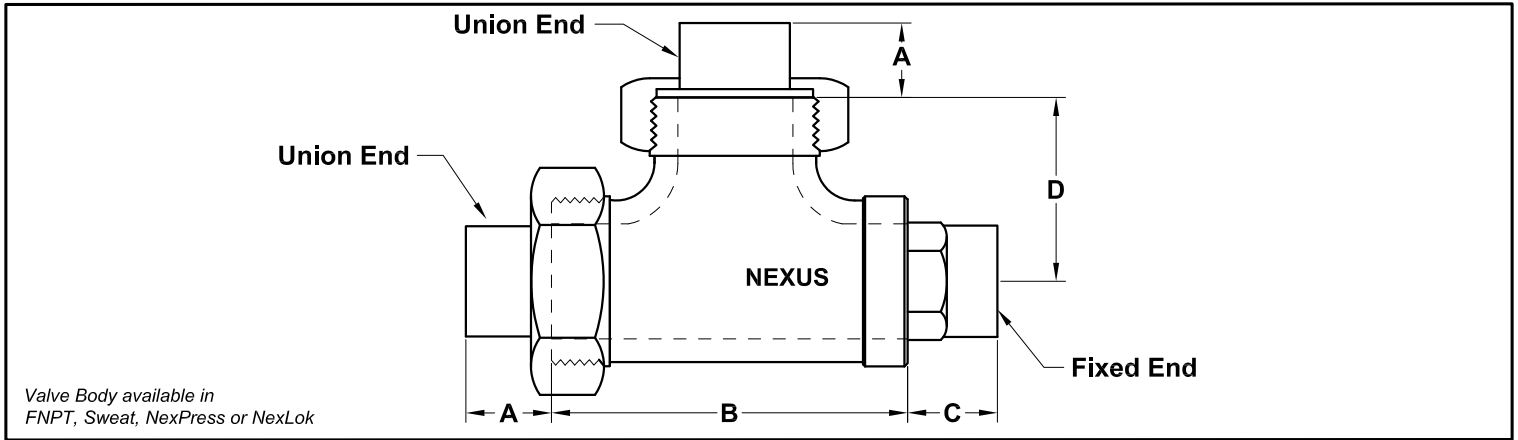
Please consult the "Ordering Guide" section in Nexus Valve Catalog for complete part number and ordering information.



UltraT™

Models UTU2, UTU3, UTU4

Union Tee w/ Union Bypass
(1/2" thru 2")

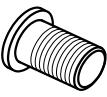








DIMENSIONS [inches]										
SIZE [inches]	A	B	C				D	Cv Through Flow Dir.	Cv 90° Flow Dir.	WT [lbs] (Body only)
			F (NPT)	S (Sweat)	P (NexPress)	L (NexLok)				
UTU2	1/2	3.17	0.81	0.73	1.23	1.01	1.6	30	22	0.69
	3/4	3.17	0.71	0.95	1.34	1.15	1.6			
	1	3.17	0.91	1.11	1.32	1.69	1.6			
	1 1/4	3.17	1.15	1.18	3.34	3.77	1.6			
UTU3	1 1/4	3.88	0.87	1.08	3.10	3.54	2.0	52	43	1.35
	1 1/2	3.88	0.87	1.24	3.44	3.73	2.0			
UTU4	2	5.22	1.00	1.81	3.80	3.04	2.6	130	101	2.55

MATERIALS & DESIGN DATA

BODY, END PCSHOT FORGED BRASS ASTM B283
600 WOG, 325°F
(NexPress: 200 PSIG, 250°F /
NexLok: 250 PSIG, 200°F),
INTERCHANGEABLE UNION ENDS

UNION SEALFKM O-RING

TAIL PIECE OPTION	Nexus P/N	Lengths [inches]	Use with Valve Body size
 MNPT (Male NPT Thread)	TP125-050M	1.04	UTU2
	TP125-075M	1.16	
	TP125-100M	1.29	
	TP200-050M	1.04	UTU3
	TP200-075M	1.16	
	TP200-100M	1.39	
TP200-125M	1.85		
 FNPT (Female NPT Thread)	TP200-150M	1.89	UTU4
	TP250-100M	1.93	
	TP250-125M	1.93	
	TP250-150M	1.97	UTU2
	TP250-200M	2.00	
	TP125-050F	1.00	
 SWT (Female Sweat)	TP125-075F	1.00	UTU3
	TP125-100F	1.20	
	TP200-100F	1.61	
	TP200-125F	1.57	UTU4
	TP200-150F	1.18	
	TP250-125F	1.77	
 NexPress	TP250-150F	1.97	UTU2
	TP250-200F	1.36	
	TP125-050S	0.60	
	TP125-075S	0.85	UTU3
	TP125-100S	1.00	
	TP200-075S	1.85	
 NexLok	TP200-100S	1.85	UTU4
	TP200-125S	1.85	
	TP200-150S	1.38	
	TP250-125S	1.69	UTU2
	TP250-150S	1.97	
	TP250-200S	1.65	
 NexPress	TPA125-100P	3.85	UTU3
	TPA125-125P	4.23	
	TPA200-100P	1.58	
	TPA200-125P	3.70	UTU4
	TPA200-150P	3.63	
	TPA250-150P	4.44	
 NexLok	TPA250-200P	4.07	UTU2
	TP125-050L	1.03	
	TP125-075L	1.29	
	TP200-100L	1.66	UTU3

ORDER DATA

Sample Part #: UTU2-075S-075S-075S- - - - -

Model
UTU2; UTU3; UTU4 Body

Size (Fixed End) _____
 1/2"=050; 3/4"=075; 1"=100; 1 1/4"=125; 1 1/2"=150; 2"=200
 S for Sweat, F for FNPT; P for NexPress; L for NexLok

Size (Union End / Bypass) _____
 1/2"=050; 3/4"=075; 1"=100; 1 1/4"=125; 1 1/2"=150; 2"=200
 S for Sweat, F for FNPT; M for MNPT; P for NexPress; L for NexLok

Size (Union End) _____
 1/2"=050; 3/4"=075; 1"=100; 1 1/4"=125; 1 1/2"=150; 2"=200
 S for Sweat, F for FNPT; M for MNPT; P for NexPress; L for NexLok

Please consult the "Ordering Guide" section in Nexus Valve Catalog for complete part number and ordering information.

PROJECT _____

CONTRACTOR _____

PO/JOB NO. _____

ENGINEER _____

REPRESENTATIVE _____

DATE _____