







HNA + Nut + Gasket + Tail Piece

HSA + Nut + Gasket + Tail Piece

DIMENSIONS [inches]													
SIZE [inches]	A	B		C		I.D. (HNA)		I.D. (HSA)		WT [lbs]			
		½" Nut	¾" Nut	½" Nut	¾" Nut	½" Nut	¾" Nut	½" Nut	¾" Nut	(Tail Pieces & nuts not Included)			
		HNA		HSA									
½		1.38	-	0.88	-	0.59	-	0.53	-	0.15	-	0.08	-
¾		1.48	1.50	1.25	1.09	0.75	0.79	0.75	0.74	0.17	0.28	0.14	0.20
1		-	1.62	-	1.25	-	1.00	-	0.99	-	0.25	-	0.24
1¼		-	1.88	-	1.47	-	1.35	-	1.30	-	0.37	-	0.20

TAIL PIECE OPTION	Nexus P/N	Lengths [inches]	Use with Valve Body size
 MNPT (Male NPT Thread)	TP075-050M	1.00	½, ¾
	TP125-050M	1.04	¾, 1, 1¼
	TP125-075M	1.16	
	TP125-100M	1.29	
 FNPT (Female NPT Thread)	TP125-050F	1.00	½, ¾
	TP125-075F	1.00	
	TP125-100F	1.20	
 SWT (Female Sweat)	TP075-038S	0.58	½, ¾
	TP075-050S	0.59	
 NexPress	TP125-050S	0.60	¾, 1, 1¼
	TP125-075S	0.85	
	TP125-100S	1.00	
 NexPress	TP125-050P	1.46	½, ¾
	TP125-075P	1.54	
	TPA125-100P	3.85	
 NexLok	TP125-050L	1.03	½, ¾
	TP125-075L	1.29	

Please consult the "Ordering Guide" section in Nexus Valve Catalog for complete part number and ordering information.

MATERIALS & DESIGN DATA

BODYHOT FORGED BRASS ASTM B283, 600 WOG, 325°F, INTERCHANGEABLE UNION ENDS

END PIECESHOT FORGED BRASS ASTM B283, 600 WOG, 325°F, NexPress: 200 PSIG, 250°F / NexLok: 250 PSIG, 200°F NexLok LD: 200 PSIG, 200°F

UNION SEALEPDM GASKET

PROJECT _____

CONTRACTOR _____

PO/JOB NO. _____

ENGINEER _____

REPRESENTATIVE _____

DATE _____