










MATERIALS & DESIGN DATA

NEXTROL:	CAST IRON, ASTM A126, CLASS B 175 PSIG, 250°F STANDARD 125# CLASS B FLANGES (MATES TO 150# FLANGES ALSO)
TWINTUBE PITOT:	316 STAINLESS STEEL TUBES, BRASS FITTINGS
BUTTERFLY VALVE:	EPOXY COATED CAST IRON, LUG TYPE BODY, ASTM A126, CLASS B, 225 PSIG, 250°F, EPDM SEAT, 304 STAINLESS STEEL DISK 416 STAINLESS STEEL SHAFT, ON-OFF w/ HANDLE
BOLTS:	ZINC PLATED STEEL
GROOVED ADAPTERS:	DUCTILE IRON, ASTM A395, 175 PSIG, 250°F, STANDARD 125# CLASS B FLANGES

ACCESSORIES

	Order Code	Part No.	Description
	<input type="checkbox"/> A AV-025.	AUTOMATIC AIR VENT 250°F, 150 PSIG, positive shut-off, ¼" MNPT
	<input type="checkbox"/> B BD-050.	BLOWDOWN / VENT / DRAIN 325°F, 600 PSIG, ¾" hose bib & cap
	<input type="checkbox"/> GB BV-0600GB.	GEARBOX WITH HAND WHEEL (for 6" thru 12")
	<input type="checkbox"/> H HT.	HANGING TAG with Model No., Location, Flow Rates (Maximum 7 Characters)
	<input type="checkbox"/> O SV-025.	SHUT-OFF VALVES 300°F, 600 PSIG, ¼" MNPT x ¼" FNPT
	<input type="checkbox"/> V MV-025.	MANUAL AIR VENT 325°F, 400 PSIG, ¼" MNPT, Side Discharge
	<input type="checkbox"/> W TW-075.	THERMOMETER WELL ¾" MNPT
	<input type="checkbox"/> X MV-025L.	MANUAL AIR VENT EXTENDED 325°F, 400 PSIG, ¼" MNPT, Side Discharge, 2¼" O.A.L.
	 PTE.	PRES / TEMP TEST PLUG EXTENSION 1⅞" O.A.L.

ORDER DATA

Sample Part #:

N 2 G B 0 2 5 0 - - - - - X

Model _____
Coil Pak Size _____
250=2½", 300=3", 400=4", 600=6", 800=8", 1000=10", 1200=12"
Extended Accessories (ES) _____
Port Accessories (Return Side) _____
Port Accessories (Supply Side) _____
Option Order Codes (SV or HT) _____
Option Order Codes (GB) _____

N2GB coil paks include base model Nextrol & Butterfly Valve.
Additional accessories and options may be ordered separately.

PROJECT _____
CONTRACTOR _____
PO/JOB NO. _____
ENGINEER _____
REPRESENTATIVE _____
DATE _____