



Why Flush?

When flushing the hydronic system prior to testing, balancing, and system operation it is important to remove dirt and debris that can occur in the course of the installation process. During the flushing and cleaning process debris can cause blockages at terminal units and potentially damage sensitive components.

That is why Nexus Valve introduced the UltraBK™ Series Bypass & Flushing Valve Kits. Installing the Nexus Bypass Flush Kit can provide the best terminal unit component protection during the flushing and cleaning process.



Benefits:

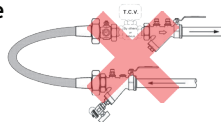
- Simple flushing operation without the removal of strainer filters or flow control cartridges
- Meets and exceeds engineering specifications for terminal equipment flushing
- Allows continuous system flow for occupant comfort during individual terminal unit maintenance
- Reduces field labor with convenient factory pre-assembled Bypass kits to Nexus Coil or Hose Paks
- Easy to order standard kits that are factory assembled, 100% leak tested, and Bagged & Tagged

Features:

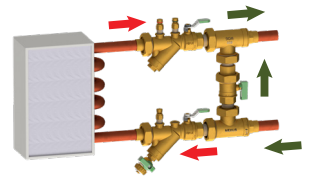
- ½” thru 2” with line size bypass valve
- DZR Brass components
- Fixed and union end connections types available in a variety of options including NexPress™ and NexLok™
- 5 year warranty

Flushing with a hose is not recommended by Nexus

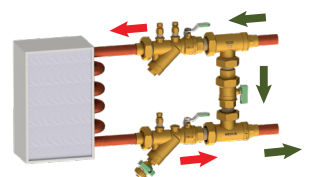
Dirty contaminated water flushed through the TCV (often the smallest Cv in the system) and other components can cause damage and increase labor costs.



Forward Flushing



Reverse Flushing



System Operation

